



TULARE COUNTY LOCAL AGENCY FORMATION COMMISSION

210 N. Church Street, Suite B, Visalia 93291 Phone: (559) 623-0450 FAX: (559) 733-6720

COMMISSIONERS:
Rudy Mendoza, Chair
Dennis Townsend, V-Chair
Julie Allen
Pete Vander Poel
Liz Wynn

LAFCO MEETING AGENDA

January 19, 2022 @ 2:00 P.M.

ALTERNATES:
Larry Micari
Fred Sheriff
Steve Harrell

EXECUTIVE OFFICER:
Ben Giuliani

NOTE: This meeting will allow Board Members and the public to participate in the meeting via Teleconference, pursuant to Assembly Bill 361, available at https://leginfo.legislature.ca.gov/faces/billNavClient.xhtml?bill_id=202120220AB361

The toll free call-in number for this meeting is: 888-475-4499 | Meeting ID: 876 2737 6776 | Passcode: 399803

Assembly Bill 361 requires agencies holding meetings via teleconferences to designate a publicly accessible location from which members of the public may observe and provide public comment. Although members of the public are encouraged to participate via teleconference, LAFCo has designated the following physical location for public participation:

TULARE COUNTY HUMAN RESOURCES AND DEVELOPMENT
2500 West Burrell Avenue
Visalia, CA 93291

I. Call to Order

II. Approval of Minutes from December 1, 2021 (Pages 01-04)

III. Public Comment Period

At this time, members of the public may comment on any item not appearing on the agenda and that is within the scope of matters considered by the Commission. Under state law, matters presented under this item cannot be discussed or acted upon by the LAFCO Commission at this time. So that all interested parties have an opportunity to speak, any person addressing the Commission may be limited at the discretion of the chair. At all times, please use the microphone and state your name and address for the record.

IV. Action Items and Presentations

1. Remote Attendance at Public Meetings Pursuant to State Assembly Bill 361 (Pages 05-06)
[No Public Hearing] Recommended Action: Approval

LAFCO commissioners may continue to have the option to participate in governing board meetings remotely through the use of the teleconferencing provisions of AB 361.

2. Central California Emergency Medical Services Agency (No Page)
[No Public Hearing]

This is an informational item from the CCEMSA regarding ambulance service in Tulare County.

NOTE: Persons wishing to speak on any of the agenda items who have made a political contribution of more than \$250 to any commissioner in the last twelve months must indicate this when speaking.
In compliance with the Americans with Disabilities Act, if you need special assistance to participate in this meeting please contact LAFCO Staff at 559-623-0450. Documents related to the items on this Agenda submitted to the Board after distribution of the Agenda packet are available for public inspection at 210 N Church Ste. B Visalia CA 93291

3. Legislative Policy (Pages 07-12)
[No Public Hearing] Recommended Action: Approval

Enclosed is the CALAFCO legislative platform for 2022.

4. Commissioner Training Policy (Pages 13-14)
[No Public Hearing] Recommended Action: Approval

Enclosed is a new commissioner training policy.

V. Executive Officer's Report

1. Agriculture Report (Pages 15-30)
Enclosed is information regarding agricultural land from the Tulare County Agricultural Commissioner, other south San Joaquin Valley ag commissioners and the California Department of Conservation.
2. Code of Ethics and Roles & Responsibilities (Pages 31-36)
Enclosed is a code of ethics and roles and responsibilities for commissioners that is used by El Dorado County LAFCO.
3. Public Cemetery District Report (Pages 37-70)
Enclosed is information regarding public cemetery districts in Tulare County.
4. Legislative Update (Pages 71-80)
Enclosed is the list of 2-year bills carried over from the last legislative session that CALAFCO is tracking.
5. Upcoming Projects (No Page)
The Executive Officer will provide a summary and tentative schedule of upcoming LAFCO projects.

VI. Correspondence

1. December 2021 – CALAFCO Quarterly Report (Pages 81-84)
Enclosed is the CALAFCO quarterly report.
2. SWRCB letter to City of Exeter and Tooleville MWC (Pages 85-91)
Enclosed is correspondence from the State Water Resources Control Board regarding extension of Water service and consolidation to the City of Exeter and the Tooleville Mutual Water Company.

II. Other Business

1. Commissioner Report (No Page)
2. Request from LAFCO for items to be set for future agendas (No Page)

III. Setting Time and Place of Next Meeting

1. March 2, 2022 @ 2:00 P.M in the Tulare County Human Resources and Development Building, 2500 W. Burrell Ave., Visalia, CA 93291.

IV. Adjournment

NOTE: Persons wishing to speak on any of the agenda items who have made a political contribution of more than \$250 to any commissioner in the last twelve months must indicate this when speaking.
In compliance with the Americans with Disabilities Act, if you need special assistance to participate in this meeting please contact LAFCO Staff at 559-623-0450. Documents related to the items on this Agenda submitted to the Board after distribution of the Agenda packet are available for public inspection at 210 N Church Ste. B Visalia CA 93291

TULARE COUNTY LOCAL AGENCY FORMATION COMMISSION

2500 W. Burrel Ave., Visalia, CA 93291

Tulare County Human Resources and Development Building

December 1, 2021 – Meeting Minutes

Members Present: Allen, Mendoza, Townsend, Wynn
Members Absent: Vander Poel
Alternates Present:
Alternates Absent: Valero, Sheriff, Harrell
Staff Present: Giuliani, Ingoldsby, & Kane recording
Counsel Present: Jeff Kuhn

- I. **Call to Order:** Chair Allen called the meeting to order at 2:02 p.m.
- II. **Approval of the September 1, 2021 Meeting Minutes:**
Upon motion by Commissioner Townsend and seconded by Commissioner Wynn, the Commission unanimously approved the LAFCO minutes.
- III. **Public Comment Period:**
Chair Allen welcomed new Commissioner Wynn and opened/closed the Public Comment Period at 2:05 p.m. No public comments received.
- IV. **New Action Items:**
 1. **Remote Attendance at Public Meetings Pursuant to State Assembly Bill 361**
Chair Allen explained that to continue to participate in meetings remotely the Commission must confirm the conditions outlined in AB-361 which had been created after the Governor's provision expired on September 30, 2021. This item would need to be brought back and reaffirmed every 30 days to allow for remote access.

Upon motion by Commissioner Townsend and seconded by Commissioner Wynn, the Commission unanimously confirmed AB-361 conditions.
 2. **2021 Proposal Deadline and Meeting Schedule**
EO Giuliani outlined the proposed meeting schedule and application deadline for 2022.

Upon Motion by Commissioner Wynn and seconded by Commissioner Townsend, the Commission unanimously approved the 2022 meeting and application schedule.
 3. **Annexation to the City of Exeter and Detachment from County Service Area #1, Case 1562-E-34**
Staff Analyst Ingoldsby presented the proposed annexation of approximately 10 acres to the City of Exeter; with the intended use to facilitate the development of a 36-lot single family residential subdivision. Staff Analyst Ingoldsby stated that this annexation is within the city's SOI, compatible with the city plan, and outlined environmental impacts. Chair Allen opened the Public Hearing at 2:12 p.m.
Greg Collins, Planner with the City of Exeter spoke in support of the annexation. Chair Allen closed the Public Hearing at 2:14 p.m.

Upon motion by Commissioner Townsend and seconded by Commissioner Wynn, the Commission unanimously approved the annexation as presented.

4. **Election of Officers**

EO Giuliani outlined the policy that requires that the LAFCo Chair and Vice-Chair are selected annually on a rotating basis so that all members have an equal opportunity to serve. EO Giuliani stated that given this rotational pattern Commissioner Mendoza would be in line to serve as Chair and Commissioner Townsend would serve as Vice-Chair.

Upon motion by Commissioner Townsend and seconded by Commissioner Wynn, the Commission unanimously approved the election of officers for 2022 with Commissioner Mendoza as Chair and Commissioner Townsend as Vice-Chair.

5. **Sphere of Influence Amendment to the City of Porterville, Case 1560-P-323A, Continuance**

Staff Analyst Ingoldsby provided information that the City of Porterville Council reviewed the SOI and an expansion had been requested to add parcels up to the Friant-Kern Canal. Therefore, a continuance was requested to allow city staff additional time to review and update the environmental documents and the SOI amendment.

Chair Allen opened the public hearing at 2:19

Jason Ridenour, City of Porterville spoke in favor of the continuation.

Chair Allen closed the public hearing at 2:20

Upon motion by Commissioner Wynn and seconded by Commissioner Townsend, the Commission unanimously agreed to continue the SOI.

V. **Executive Officer's Report**

1. **2021 LAFCO Annual Report**

Staff Analyst Ingoldsby provided an overview of the 2021 LAFCo Annual Report highlighting annexation cases from 2021, and city maps discussing the city area growth from 1980 to 2021.

2. **Legislative Policy and Platform:**

EO Giuliani stated that the legislative policy was last adopted in 2016 however staff recommended bringing the item back as an action item at the first available meeting after CALAFCO issues their 2022 platform. EO Giuliani explained that by reviewing the legislative platform each year the Commission could potentially amend the existing legislative policy and/or platform or adopt as presented.

3. **Commissioner Training Policy**

EO Giuliani shared the training policy from the Amador County LAFCO and much discussion was had amongst the Commissioners. Basic ethics and LAFCO 101 training was suggested as well as verbiage for the policy.

EO Giuliani explained that the draft policy would need to be brought back to the Commission for adoption.

4. **Upcoming Projects:**

EO Giuliani stated that the updated ag report, public cemetery district update, and potentially the two policy considerations would all be upcoming in January 2022.

VI. **Correspondence:**

1. **SWRCB Letters to the City of Exeter and Tooleville Water System**

EO Giuliani announced that this letter was informational only regarding the proposed consolidation.

VII. Other Business:

1. **Commissioner Report:**

Commissioner Mendoza announced that the city of Woodlake would be holding their annual Christmas Parade and invited all to attend.

2. **Request from LAFCO for items to be set for future agendas:**

Commission Mendoza requested that a presentation regarding ambulance services. Chair Allen discussed the CALAFCO Central Valley Region meeting to discuss valley issues, topics, needs, implications, and major themes for the next few years. Chair Allen requested input on what issues would be relevant.

VIII. Setting Time and Place of Next Meeting:

The next Local Agency Formation Commission (LAFCO) meeting is scheduled for **January 19, 2022 at 2:00 p.m.** in the Tulare County Human Resources and Development Building, 2500 W. Burrel Ave., Visalia, CA 93291.

IX. Adjournment: The Tulare County LAFCO meeting adjourned at 2:57 p.m.

This page intentionally left blank.



TULARE COUNTY LOCAL AGENCY FORMATION COMMISSION

210 N. Church Street, Suite B, Visalia 93291 Phone: (559) 623-0450 FAX: (559) 733-6720

COMMISSIONERS:
Julie Allen, Chair
Rudy Mendoza, Vice-Chair
Dennis Townsend
Pete Vander Poel
Liz Wynn

ALTERNATES
Eddie Valero
Fred Sheriff
Steve Harrell

EXECUTIVE OFFICER
Ben Giuliani

To: LAFCO Members, Alternates and Executive Officer
From: Jeff Kuhn, Chief Deputy County Counsel
Subject: Confirm Conditions of State Assembly Bill 361 to Continue Remote Attendance

BACKGROUND:

In response to the COVID-19 pandemic, the Governor suspended part of the Brown Act concerning the requirements for allowing Governing Board members to remotely participate in Board meetings. The suspended provisions require that (1) Governing Board meeting agendas allowing remote Board Member participation list each of the specific locations from which Board members will be remotely participating, (2) such agendas be posted at each such location, and (3) members of the general public must be allowed to remotely participate in the meeting from each of the listed locations. The suspension was done to promote social distancing and so to help limit the spread of COVID-19.

DISCUSSION:

The Governor's suspension of these Brown Act provisions expired as of September 30 and was replaced by new AB 361, an urgency statute that became effective as of September 30. Under AB 361, Governing Boards can continue to allow remote Board members participation in Brown Act public meetings if several conditions are met:

1. The meeting is held during a declared State of Emergency (Like the Governor's COVID-19 pandemic State of Emergency that's still in effect in California);
2. The Governing Board adopts findings to the effect that allowing remote meeting participation by Governing Board members promotes social distancing, which in turn helps prevent the spread of COVID-19;
3. The Governing Board confirms these conditions continue to be met every 30 days.

RECOMMENDATION:

Confirm the conditions to continue allowing the option to participate in its governing board meetings remotely through the use of the teleconferencing provisions of AB 361

FISCAL IMPACT:

None

ATTACHMENT:

None



TULARE COUNTY LOCAL AGENCY FORMATION COMMISSION

210 N. Church St., Suite B, Visalia, CA 93291 (559) 624-7274 FAX (559) 733-6720

COMMISSIONERS:

*Rudy Mendoza, Chair
Dennis Townsend, V-Chair
Julie Allen
Pete Vander Poel
Liz Wynn*

ALTERNATES:

*Larry Micari
Fred Sheriff
Steve Harrell*

EXECUTIVE OFFICER:

Ben Giuliani

January 19, 2022

TO: LAFCO Commissioners, Alternates, Counsel

FROM: Ben Giuliani

SUBJECT: Legislative Policy

Background

At the September 1st meeting, the Commission requested to review and potentially amend the existing legislative policy and/or platform. At the December 1st meeting, the Commission reviewed the existing policy and the CALAFCO legislative platform for 2021.

Discussion

Attached is the 2022 CALAFCO Legislative platform. There were two additions compared to the 2021 platform as follows:

Under Orderly Growth:

4.6 Support cooperation between cities and special districts on decisions related to development with city and district spheres of influence that overlap.

Under Issues of Interest:

Climate Adaptation

The ability and effectiveness of local agencies to proactively and effectively address issues that impact municipal service infrastructure and service delivery that include sea level rise, sand erosion, and levee protection. Adequate resources for local agencies to prepare for and appropriately respond to extreme disasters related to climate change. Ensure local agencies are considering climate resiliency when considering future development.

For reference, below is LAFCO's current legislative policy which was adopted on 8/3/2016:

5.7. Legislative Process Participation

A. The Commission shall consider adoption of a legislative platform annually, or as needed.

- B. In emergency situations when proposed legislation affecting LAFCO cannot be considered by the full Commission due to timing, the Executive Officer is authorized to provide written or e-mail correspondence regarding the Commission's position if the position is consistent with the adopted legislative platform of the Commission.*
- C. The Chair and Vice-Chair shall review and either sign the letter or approve the email prior to it being submitted for consideration.*
- D. After submission, the Executive Officer shall forward the approved e-mail or letter to the Commission.*
- E. The correspondence will be placed in the next available Commission agenda for affirmation.*

Recommendation

Adopt the 2022 CALAFCO legislative platform with any potential modifications by the Commission.



CALAFCO 2022 Legislative Policies

As adopted by the Board of Directors on November 12, 2021

1. LAFCo Purpose and Authority

- 1.1. Support legislation that enhances LAFCo authority and powers to carry out the legislative findings and authority in Government Code §56000 et seq. Oppose legislation that diminishes LAFCo authority.
- 1.2. Support authority for each LAFCo to establish local policies to apply Government Code §56000 et seq. based on local needs and conditions. Oppose any limitations to that authority.
- 1.3. Oppose additional LAFCo responsibilities that require expansion of current local funding sources. Oppose unrelated responsibilities that dilute LAFCo ability to meet its primary mission.
- 1.4. Support alignment of responsibilities and authority of LAFCo and regional agencies that may have overlapping responsibilities in orderly growth, agricultural and open space preservation, and municipal service delivery. Oppose legislation or policies that create conflicts or hamper those responsibilities.
- 1.5. Oppose grants of special status to any individual agency or proposal to circumvent the LAFCo process.
- 1.6. Support individual commissioner responsibility that allows each commissioner to independently vote his or her conscience on issues affecting his or her own jurisdiction.

2. LAFCo Organization

- 2.1. Support LAFCo independence from local agencies.
- 2.2. Oppose the re-composition of any LAFCo to create special seats and recognize the importance of balanced representation provided by cities, the county, the public, and special districts in advancing the public interest.
- 2.3. Support representation of special districts on all LAFCos in counties with independent districts and oppose removal of special districts from any LAFCo.
- 2.4. Support communication and collaborative decision-making among neighboring LAFCos when growth pressures and multicounty agencies extend beyond an individual LAFCo's boundaries.

3. Agricultural and Open Space Protection

- 3.1. Support legislation that clarifies LAFCo authority to identify, encourage and ensure the preservation of agricultural and open space lands.
- 3.2. Encourage a consistent definition of agricultural and open space lands.
- 3.3. Support policies that encourage cities, counties and special districts to discourage development on all types of agricultural lands, including prime agricultural lands and open space lands.
- 3.4. Support policies and tools that protect all types of agricultural lands, including prime agricultural lands and open space lands.
- 3.5. Support the continuance of the Williamson Act and restoration of program funding through State subvention payments.

4. Orderly Growth

- 4.1. Support the recognition and use of spheres of influence as a planning tool pertaining to growth and development, and the preservation of agricultural and open space lands.
- 4.2. Support recognition of LAFCo spheres of influence by other agencies involved in determining and developing long-term growth and infrastructure plans.
- 4.3. Support orderly boundaries of local agencies and the elimination of islands within the sphere of influence and boundaries of agencies.
- 4.4. Support communication among cities, counties, special districts, stakeholders and affected parties through a collaborative process that resolves service, infrastructure, housing, land use, and fiscal issues, prior to application to LAFCo.
- 4.5. Support cooperation between counties and cities on decisions related to development within a city's designated sphere of influence.
- 4.6. Support cooperation between cities and special districts on decisions related to development within city and district spheres of influence that overlap.
- 4.7. Support the recognition of extreme natural disasters and disaster preparedness when considering growth and service delivery issues.

5. Service Delivery and Local Agency Effectiveness

- 5.1. Support the use of LAFCo resources to review Regional Transportation Plans, with a focus on sustainable communities strategies and other growth plans to ensure reliable services, orderly growth, and conformity with LAFCo's legislative mandates. Support efforts that enhance meaningful collaboration between LAFCos and regional planning agencies.
- 5.2. Support LAFCo authority as the preferred method of local governance. Support the availability of LAFCo tools that provide options for local governance and efficient service delivery, including the authority to impose conditions that assure a proposal's conformity with LAFCo's legislative mandates.
- 5.3. Support a deliberative and open process for the creation or reorganization of local governments that evaluates the proposed new or successor agency's long-term financial viability, governance structure and ability to efficiently deliver proposed services.
- 5.4. Support the availability of tools for LAFCo to insure equitable distribution of revenues to local government agencies consistent with their service delivery responsibilities.
- 5.5. Support legislation and collaborative efforts among agencies and LAFCos that encourage opportunities for sharing of services, staff and facilities to provide more efficient and cost-effective services.

2022 Legislative Priorities

Primary Issues

Authority of LAFCo

Support legislation that maintains or enhances LAFCo's authority to condition proposals in order to address any or all financial, growth, service delivery, and agricultural and open space preservation issues. Support legislation that maintains or enhances LAFCo's ability to make decisions regarding boundaries and formations, and to enact recommendations related to the delivery of services and the agencies providing them, including changes of organization and reorganizations.

Agriculture and Open Space Protection

Support policies, programs and legislation that recognize LAFCo's mission to protect and mitigate the loss of all types of agricultural lands, including prime agricultural lands and open space lands and that encourage other agencies to coordinate with local LAFCOs on land preservation and orderly growth. Support efforts that encourage the creation of habitat conservation plans.

Water Availability

Support policies, programs and legislation that promote an integrated approach to water availability and management. Promote adequate water supplies and infrastructure planning for current and planned growth and disadvantaged communities, and that support the sustainability of all types of agricultural lands, including prime agricultural lands and open space lands. Support policies that assist LAFCo in obtaining accurate and reliable water supply information in order to evaluate current and cumulative water demands for service expansions and boundary changes. Such policies should include the impacts of expanding water company service areas on orderly growth, and the impacts of consolidation or dissolution of water companies providing services.

Viability of Local Services

Support policies, programs and legislation that maintain or enhance LAFCo's ability to review and act to determine the efficient and sustainable delivery of local services and the financial viability of agencies providing those services to meet current and future needs including those identified in regional planning efforts such as sustainable communities strategies. Support legislation that provides LAFCo and local communities with options for local governance that ensures efficient, effective, and quality service delivery. Support efforts that provide tools to local agencies to address aging infrastructure, fiscal challenges, declining levels of services, and inadequate services to disadvantaged communities.

Issues of Interest

Housing

Provision of territory and services to support housing plans consistent with State affordable housing mandates, regional land use plans and local LAFCo policies.

Transportation

Effects of Regional Transportation Plans and expansion of transportation systems on future urban growth and service delivery needs, and the ability of local agencies to provide those services.

Flood Control


The ability and effectiveness of local agencies to maintain and improve levees and protect current infrastructure. Carefully consider the value of uninhabited territory, and the impact to public safety of proposed annexation to urban areas of uninhabited territory at risk of flooding. Support legislation that includes assessment of agency viability in decisions involving new funds for levee repair and maintenance. Support efforts that encourage the creation of habitat conservation plans.

Adequate Municipal Services in Inhabited Territory

Consistency of expedited processes for inhabited annexations with LAFCo law that include fiscal viability. Promote environmental justice for underserved inhabited communities, funding sources should be identified for extension of municipal services, including options for annexation of contiguous disadvantaged unincorporated communities. Support policies, programs, and legislation that would provide adequate municipal services to disadvantaged communities. Promote the delivery of adequate, sustainable, efficient, and effective levels of municipal services through periodic updates and reviews of Municipal Service Reviews, Spheres of Influence, and related studies prepared by LAFCOs.

Climate Adaptation

The ability and effectiveness of local agencies to proactively and effectively address issues that impact municipal service infrastructure and service delivery that include sea level rise, sand erosion, and levee protection. Adequate resources for local agencies to prepare for and appropriately respond to extreme disasters related to climate change. Ensure local agencies are considering climate resiliency when considering future development.



TULARE COUNTY LOCAL AGENCY FORMATION COMMISSION

210 N. Church St., Suite B, Visalia, CA 93291 (559) 624-7274 FAX (559) 733-6720

COMMISSIONERS:

*Rudy Mendoza, Chair
Dennis Townsend, V-Chair
Julie Allen
Pete Vander Poel
Liz Wynn*

ALTERNATES:

*Larry Micari
Fred Sheriff
Steve Harrell*

EXECUTIVE OFFICER:

Ben Giuliani

January 19, 2022

TO: LAFCO Commissioners, Alternates, Counsel

FROM: Ben Giuliani

SUBJECT: Commissioner Training Policy

Background

At the September 1st meeting, the Commission requested that a new policy be developed regarding training for new commissioners. At the December 1st meeting, the Commission reviewed a commissioner training policy from Amador County LAFCO and provided feedback for a new local policy to be brought back to the Commission for action.

Discussion

The following new proposed policy would be placed in Section A-4 (Commission Composition) of the Commission's Policy Procedure Manual:

4.6 Commissioner Training

- A. *New commissioners and alternates joining Tulare County LAFCO will meet with the Executive Officer for an orientation to the agency within 45 days of assuming office. New commissioners are encouraged to attend courses (e.g. "LAFCO 101") or programs about the functions and responsibilities of LAFCO, particularly CALAFCO sessions, within their first year of service to LAFCO.*
- B. *Each commissioner and alternate shall sign a code of ethics adopted by the Commission and agrees to adhere to its standards and precepts.*

Recommendation

Adopt the new Commissioner Training policy (Policy A-4.6).

This page intentionally left blank.



TULARE COUNTY LOCAL AGENCY FORMATION COMMISSION

210 N. Church St., Suite B, Visalia, CA 93291 Phone: (559) 623-0450 FAX: (559) 733-6720

COMMISSIONERS:

*Rudy Mendoza, Chair
Dennis Townsend, V-Chair
Julie Allen
Pete Vander Poel
Liz Wynn*

ALTERNATES:

*Larry Micari
Fred Sheriff
Steve Harrell*

EXECUTIVE OFFICER:

Ben Giuliani

January 19, 2021

TO: LAFCO Commissioners, Alternates, Counsel

FROM: Ben Giuliani, Executive Officer

SUBJECT: Agriculture Report

Background

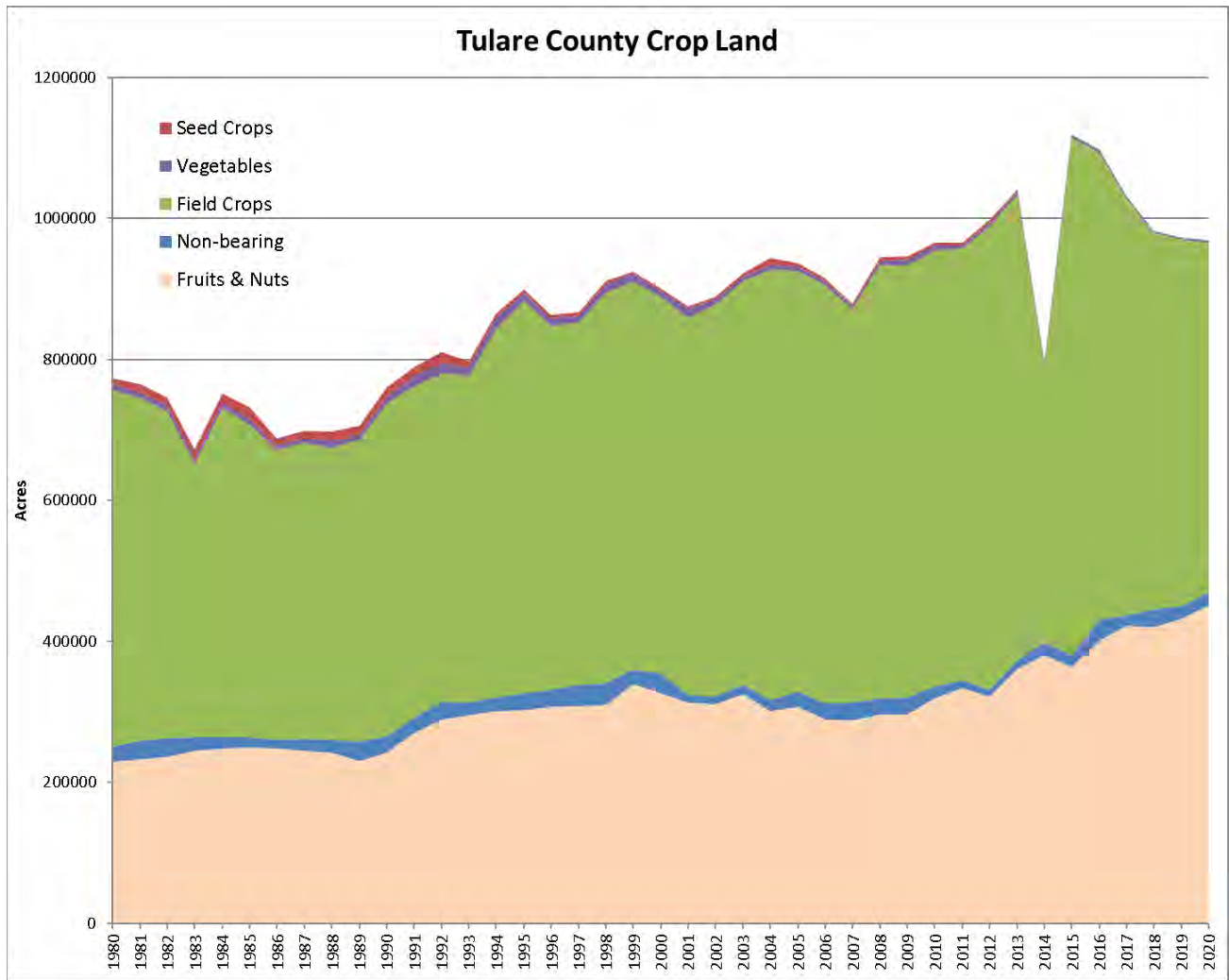
The 2020 Tulare County Annual Crop and Livestock Report along with the other San Joaquin Valley crop reports were released late last year. This report reviews Tulare County and South San Joaquin Valley crop land and agricultural production value over time. Also included in this report is the 2016 Field Report and farmland mapping from the Department of Conservation (DOC). The DOC develops field reports that reviews changes in farmland every two years. Data has been released for 2018 but the report and the mapping for 2018 has not yet been released.

Discussion

Tulare County Crop Land

The chart on the following page shows farmed acreage in Tulare County as reported by the Tulare County Agricultural Commissioner from 1980 to 2020. In 2020, there was a total of 969,386 of planted acreage and Tulare County had a total agricultural product value of \$7.1 billion. There was a reduction of 3,700 acres of planted acreage compared to 2019. The value of agricultural production decreased by almost \$365 million compared to 2019 with Tulare County ranking as the 3rd most productive county in the nation just behind Fresno and Kern Counties.

The acreage amount for field crops includes multiple crop yields from the same land (an acre of crop land as listed in the Ag Reports does not exactly equal an acre of physical land). The acreage amounts shown in the chart on the next page does not include non-irrigated pastureland, fallow land, animal confinement facilities or associated agricultural uses such as creameries or packing houses.



Note: "Non-bearing" is planted permanent crops (orchard and vineyard crops) that are not yet producing.

As a comparison, the amount of acreage inside the 8 incorporated cities in Tulare County is 60,548. However, the incorporated acreage amount isn't entirely developed with urban uses. There still is a significant amount of active agriculture inside the cities mainly as cropland associated with effluent irrigation from city wastewater treatment facilities. Listed below are acreage amounts for the top ten crops in Tulare County in 2020 compared to the top ten in 1980.

2020		
Rank	Crop	Acreage
1	Silage – Small Grain	151,000
2	Corn (Silage)	122,000
3	Irrigated Pasture	111,000
4	Almonds	91,770
5	Oranges	88,400
6	Pistachios	78,200
7	Grapes	51,560
8	Walnuts	42,000
9	Alfalfa	37,400
10	Tangerines	32,500

Note: Cotton acreage was 6,700

Wheat and Barley acreage was 15,800 and 3,100

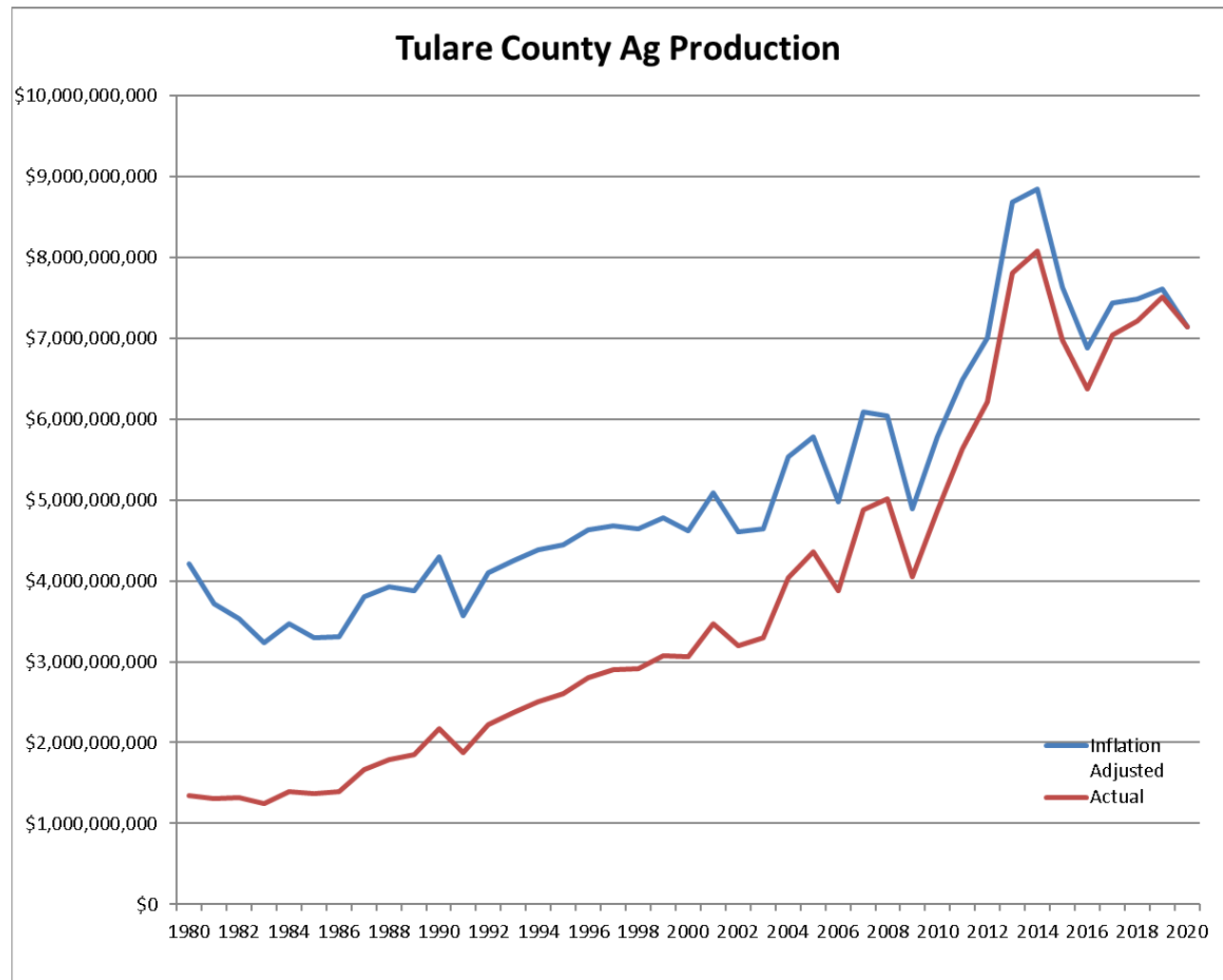
1980		
Rank	Crop	Acreage
1	Cotton	176,680
2	Alfalfa	80,000
3	Oranges	76,084
4	Wheat	70,200
5	Grapes	69,823
6	Barley	50,500
7	Silage	64,300
8	Walnuts	24,314
9	Sorghum	17,340
10	Irrigated Pasture	17,000

Note: Almond and Pistachio acreage was 8,504 and 883

Corn acreage was 16,800

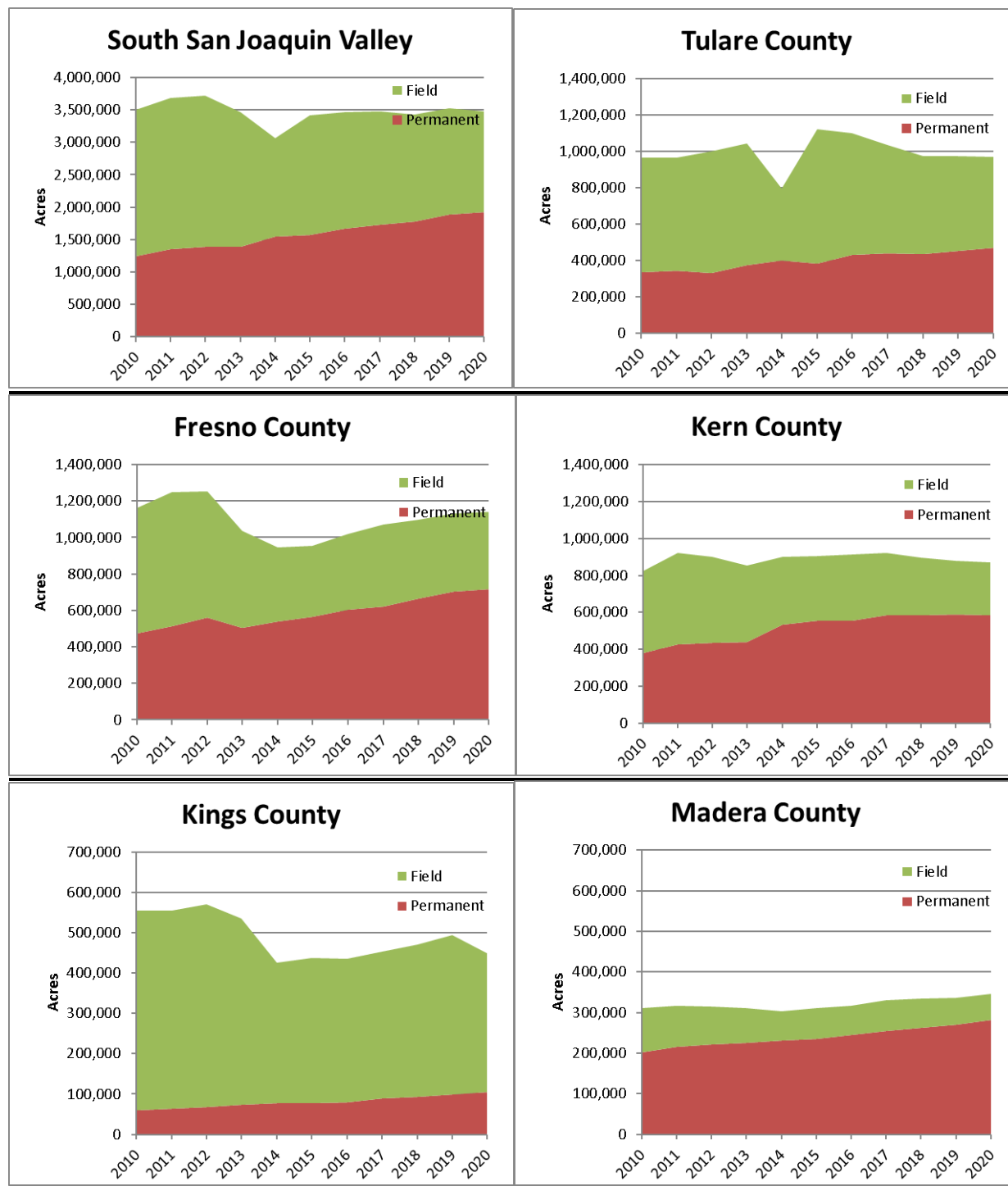
Tulare County Agricultural Production

The following chart shows gross agricultural production in Tulare County as reported by the Tulare County Agricultural Commissioner from 1980 to 2020. This includes crops produced on the land shown in the prior chart and also includes dairy production and livestock. The “Adjusted” amounts shown below are adjusted for inflation to 2020 dollars. After adjusting for inflation, agricultural production has increased from \$4.2 billion in 1980 to \$7.1 billion in 2020, an increase of 69%. Even with an increasing population in the County (245,738 in 1980 to 473,117 in 2020) and increased urbanization, the value of production has increased significantly during this time period due in large part to a transition from lower value crops such as cotton to higher value crops such as almonds and pistachios and a large increase in dairy facilities and production.



South San Joaquin Valley Crop Land

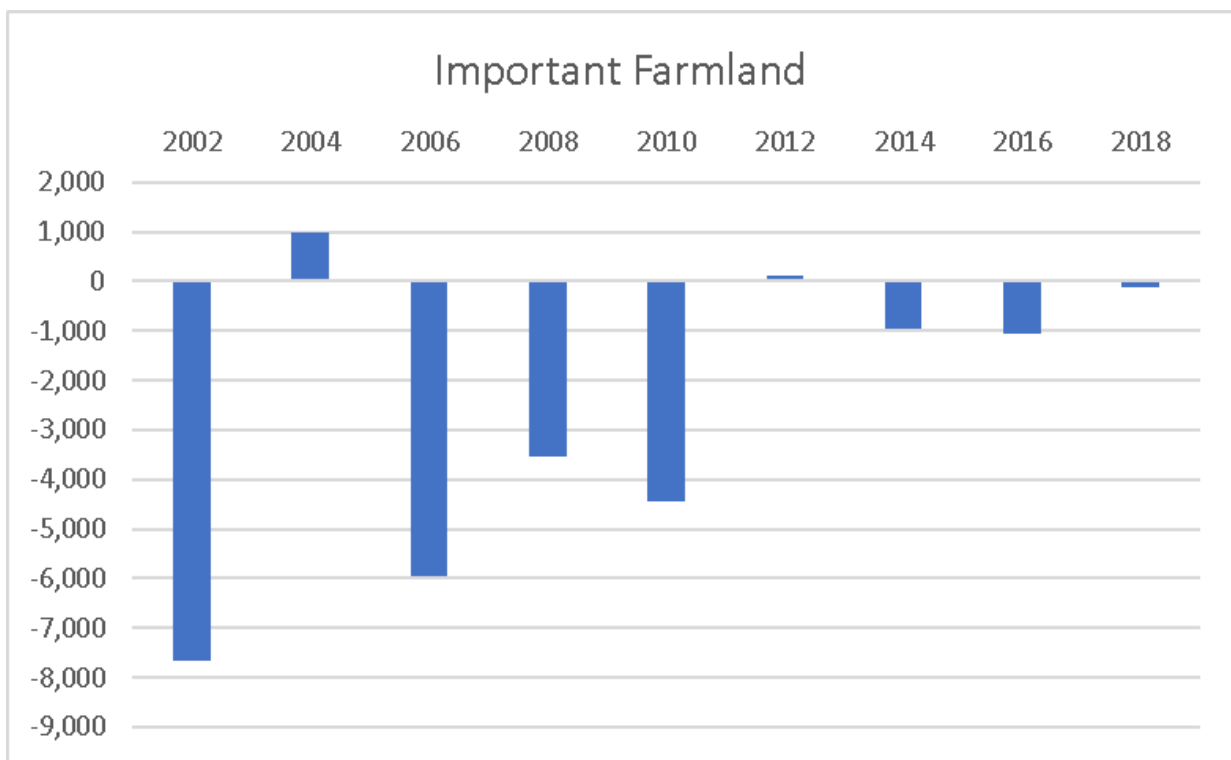
The following charts compare crop land between the five southern San Joaquin Valley counties and the region as a whole. The increase in permanent crop acreage is continuing due mainly to the increased planting of high value crops such as almonds and pistachios. In Tulare County alone, acreage of almonds, pistachios and walnuts increased from 82,700 in 2010 to 209,200 in 2020.



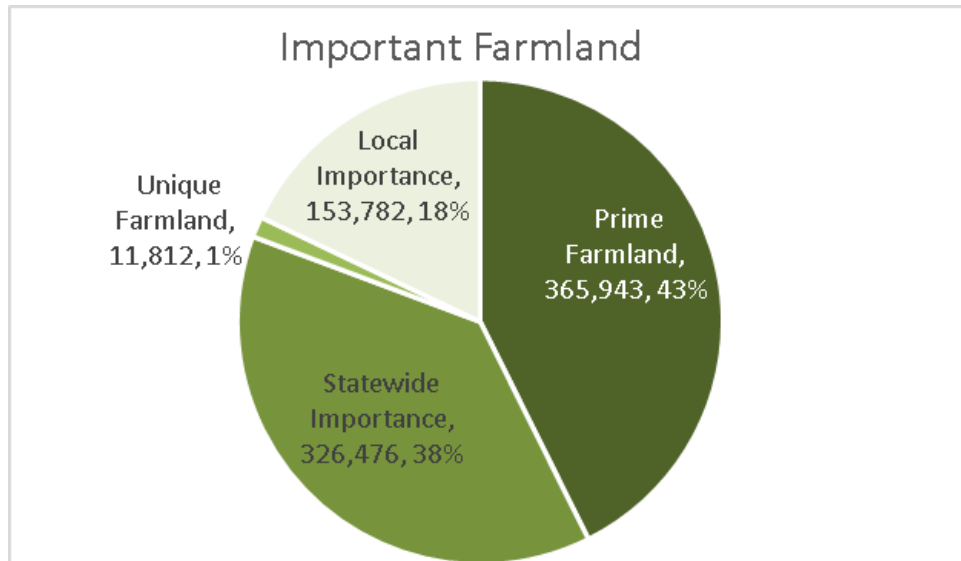
Department of Conservation

Attached are the DOC's Farmland Mapping and Monitoring Program's 2016 Field Report and maps for Tulare County farmland. The Field Report includes notable changes in land uses between 2014 and 2016. Also included are historical changes in land uses and farmland types from 1998 to 2016 and maps from 2016. The DOC has not yet released the 2018 Field Report and mapping. The 2018 land use statistics have been released and are used in the following charts.

Using the attached table for 2018 and information from the 2016 Field Report, the chart below shows the conversion of "Important Farmland" in acres to other uses for each two year time period from 2000 to 2018. Note that the DOC considers solar facilities and ponding basins as "Urban and Built-Up Land". More acres of land were developed with solar facilities and ponding basins than for residential development between 2014 and 2016 (that detail of information is not yet available between 2016 and 2018).



The DOC land use conversion table shows 858,013 acres of Important Farmland in Tulare County in 2018 compared to 66,115 acres of Urban and Built-Up Land. Important Farmland is divided up into four subcategories: Prime Farmland, Farmland of Statewide Importance, Unique Farmland and Farmland of Local Importance. These categories are defined in the attached map legend. The pie chart below shows the components of Important Farmland in Tulare County in 2018.



**TABLE A-44
TULARE COUNTY
2016-2018 Land Use Conversion**

CALIFORNIA DEPARTMENT OF CONSERVATION
Division of Land Resource Protection

Farmland Mapping and Monitoring Program

**PART I
County Summary and Change by Land Use Category**

LAND USE CATEGORY	TOTAL ACREAGE 2016	TOTAL ACREAGE 2018	2016-18 ACRES LOST (-)	2016-18 ACRES GAINED (+)	2016-18 TOTAL ACREAGE CHANGED	2016-18 NET ACREAGE CHANGED
Prime Farmland	366,137	365,943	2,262	2,068	4,330	-194
Farmland of Statewide Importance	322,354	326,476	2,544	6,666	9,210	4,122
Unique Farmland	11,693	11,812	275	394	669	119
Farmland of Local Importance	157,938	153,782	8,285	4,129	12,414	-4,156
IMPORTANT FARMLAND SUBTOTAL	858,122	858,013	13,366	13,257	26,623	-109
Grazing Land	439,933	440,213	296	576	872	280
AGRICULTURAL LAND SUBTOTAL	1,298,055	1,298,226	13,662	13,833	27,495	171
Urban and Built-up Land	64,618	66,115	322	1,819	2,141	1,497
Other Land	218,599	216,932	3,251	1,584	4,835	-1,667
Water Area	4,656	4,655	1	0	1	-1
TOTAL AREA INVENTORIED	1,585,928	1,585,928	17,236	17,236	34,472	0

**PART II
Land Committed to Nonagricultural Use**

LAND USE CATEGORY	TOTAL ACREAGE 2018
Prime Farmland	DATA
Farmland of Statewide Importance	NOT
Unique Farmland	AVAILABLE
Farmland of Local Importance	Blank
IMPORTANT FARMLAND SUBTOTAL	Blank
Grazing Land	Blank
AGRICULTURAL LAND SUBTOTAL	Blank
Urban and Built-up Land	Blank
Other Land	Blank
Water Area	Blank
TOTAL ACREAGE REPORTED	Blank

PART III Land Use Conversion from 2016 to 2018

LAND USE CATEGORY	Prime Farmland	Farmland of Statewide Importance	Unique Farmland	Farmland of Local Importance	Subtotal Important Farmland	Grazing Land	Total Agricultural Land	Urban and Built-up Land	Other Land	Water Area	Total Converted To Another Use
Prime Farmland (1) to:	—	0	33	1,534	1,567	0	1,567	285	410	0	2,262
Farmland of Statewide Importance (1) to:	0	—	24	2,086	2,110	0	2,110	108	326	0	2,544
Unique Farmland to:	8	0	—	12	20	192	212	0	63	0	275
Farmland of Local Importance (2) to:	1,653	4,861	93	—	6,607	138	6,745	916	624	0	8,285
IMPORTANT FARMLAND SUBTOTAL	1,661	4,861	150	3,632	10,304	330	10,634	1,309	1,423	0	13,366
Grazing Land to:	0	0	209	2	211	—	211	7	78	0	296
AGRICULTURAL LAND SUBTOTAL	1,661	4,861	359	3,634	10,515	330	10,845	1,316	1,501	0	13,662
Urban and Built-up Land (3) to:	54	9	0	53	116	123	239	—	83	0	322
Other Land (2) to:	353	1,796	35	442	2,626	123	2,749	502	—	0	3,251
Water Area to:	0	0	0	0	0	0	0	1	0	—	1
TOTAL ACREAGE CONVERTED to:	2,068	6,666	394	4,129	13,257	576	13,833	1,819	1,584	0	17,236

(1) Conversion to Farmland of Local Importance is primarily due to land left idle or land used for dryland grain production for three or more update cycles.

(2) Conversion to irrigated farmland is primarily due to the addition of irrigated orchards and row or field crops.

(3) Conversion from Urban and Built-up Land is primarily due to a lack of sufficient infrastructure and the use of detailed digital imagery to delineate more distinct urban boundaries as well as the permanent closure of a golf facility and orchards planted at a former airstrip.

Blank Row

Blank Row

Blank Row

Blank Row

TULARE COUNTY

End of worksheet.

**California Department of Conservation
FARMLAND MAPPING AND MONITORING PROGRAM**

2016 FIELD REPORT

COUNTY: Tulare

FIELD MAPPER(S): Troy Dick

IMAGE DATA USED:

Source: National Agriculture Imagery Program, USDA
Acquisition date: Summer 2016
Data description: True color mosaic, 1 meter resolution
Coverage gaps: None
Additional imagery used: None

WRITTEN, DIGITAL & ORAL INFORMATION SOURCES:

The following entities and individuals provided information used to conduct 2016 mapping.

Local Review Comments (submitted by cities, counties, & others on 2014 maps)
Southern California Association of Governments Self-Help Enterprises Gatzke Dillion & Ballance LLP
Personal Contacts
None
Websites Used for Reference
Google Maps, Street View: http://maps.google.com
GIS Data Used for Reference
California City Boundary Layer (2016) Tulare County Base Map

2014-2016 CHANGE SUMMARY:

Changes made during the map update are summarized by type and location. Particular attention is paid to large or unusual changes and their estimated acreages. Please note that land use type, size of land use unit, soil quality, and Farmland of Local Importance

definition (if any) determines the final Important Farmland (IFL) category. [See definitions at bottom of table.](#)

Conversions to Urban Land	
Irrigated Farmland to Urban Land	27 changes
<p>The majority of these changes occurred in the Alpaugh, Visalia, and Tulare areas. The largest conversions occurred near the town of Alpaugh where approximately 150 acres of irrigated farmland was converted for the White River Solar Project and a groundwater recharge basin. Meanwhile, in and near the City of Visalia, approximately 80 acres of irrigated farmland was converted for the Ridgeview Middle School, Lennar at Vista, other new homes, and a solar facility. Finally, near the City of Tulare, approximately 30 acres of irrigated farmland was converted for new solar facilities.</p>	
Nonirrigated Land Uses and Other Land to Urban Land	54 changes
<p>The majority of the urbanization of nonirrigated land and Other Land was due to the expansion of urban development in or adjacent to the Town of Ducor and the Cities of Visalia and Tulare. The largest conversions occurred in or adjacent to the Town of Ducor where approximately 270 acres was converted to the SR Soils Vestal Herder, LLC Solar Facility and substation.</p> <p>Meanwhile, in and near the City of Visalia, approximately 210 acres was converted for Lennar at Vista, new homes, Medical Imaging Lab, a parking lot, St. Johns Park, and a paved area at the Southern California Edison Rector Substation.</p> <p>Lastly, in and adjacent to the City of Tulare, approximately 150 acres was converted for new homes, UCD Vet School & Research Facility, United States Post Office, TF Tire & Services, and a solar facility.</p>	
Conversions from Irrigated Farmland aside from urbanization	
Irrigated Farmland to Nonirrigated Land Uses	189 changes
<p>There were three primary reasons for the conversion of irrigated farmland to nonirrigated uses:</p> <p>First, the majority of these changes were due to plots of irrigated land having been fallow for three or more update cycles. Most of the changes in this category occurred on the Hacienda Ranch quad with an approximately 390 acres going out of production. This was followed by the Hacienda Ranch NE and Monson quads with approximately 350 and 240 acres, respectively, going out of production.</p> <p>Second, areas of Irrigated farmland were identified that were no longer being irrigated but, instead, were being used for the cultivation of nonirrigated grain crops. Nonirrigated grain crops appear as Farmland of Local Importance on Tulare County's IFL Map. These areas had not been irrigated for multiple update cycles. The largest changes due to nonirrigated grain production occurred on the Sausalito School quad (130 acres) followed by the Porterville quad (60 acres).</p> <p>Third, areas of irrigated farmland were identified that are no longer being irrigated</p>	

but, instead, are being used for Confined Livestock. Confined Livestock appears as Farmland of Local Importance on Tulare County's IFL Map. These areas had not been irrigated for three or more update cycles. The largest changes occurred on the Corcoran quad where approximately 40 acres were converted to Confined Livestock. This was followed by the Waukena quad with 40 acres converting to Confined Livestock.

Irrigated Farmland to Other Land

45 changes

Most of these conversions to Other Land were either due to small areas of irrigated farmland having been fallow for three or more update cycles or the use of high resolution imagery to delineate areas of rural residential, low-density commercial, disturbed land, and natural vegetation. The majority of these conversions happened on the Sausalito School quad with approximately 80 acres converting to low-density commercial. The Exeter quad had 50 acres of similar conversions to rural residential land and low-density commercial.

Conversions to Irrigated Farmland

Nonirrigated Land Uses and Other Land to Irrigated Farmland

173 changes

The most notable addition of irrigated farmland occurred on the Allensworth quad with approximately 1,450 acres being converted to irrigated farmland for pistachios and other orchards. This was followed by the Ducor and Richgrove quads with approximately 810 and 690 acres, respectively, being converted to irrigated farmland for pistachios and other orchards.

Unusual Changes

(Types of change not already described or special circumstances during the 2016 update.)

Conversion to Urban Land due to Solar Facilities: There were 31 conversions to Urban Land due to solar facilities. Countywide approximately 600 acres went to Urban Land due to the construction of solar facilities.

Conversions between Irrigated Farmland (P,S,U) categories: These conversions were primarily due to soil unit changes from the incorporation of the statewide gridded soil survey from the Natural Resources Conservation Service.

Areas of Concern for Future Updates

(Locations or map categories noted as needing careful checking during 2018 update, and reasons.)

None

Definitions:

Irrigated Farmland includes most irrigated crops grown in California. When combined with soil data, these farmed areas become the Important Farmland (IFL) categories of Prime Farmland, Farmland of Statewide Importance & Unique Farmland. Because of the nature of the IFL definitions, some irrigated uses, such as irrigated pastures or nurseries, may not be eligible for all three IFL categories.

Nonirrigated land uses include grazing areas, land used for dryland crop farming, and formerly irrigated land that has been left idle for three or more update cycles. These uses are frequently incorporated into county Farmland of Local Importance definitions.

Other Land includes a variety of miscellaneous uses, such as low density rural residential development, mining areas, vacant areas and nonagricultural vegetation. Confined animal agriculture facilities are mapped as Other Land unless incorporated into a county Farmland of Local Importance definition.

Urban Land includes residential, industrial, recreational, infrastructure and institutional uses.

For more on map categories, including Farmland of Local Importance definitions, visit the [FMMP web site](#).

LABOR ESTIMATE:

Time estimates for conducting the 2016 update.

Image interpretation, start date: April 7, 2017
Image interpretation, number of days: 17
Ground truth dates: September 18 – 22, 2017
Number of days for post-ground truth clean-up: 4

Further information on the Farmland Mapping and Monitoring Program can be found at: <http://www.conservation.ca.gov/dlrp/fmmp/Pages/Index.aspx>

TULARE COUNTY
1998-2016 Land Use Summary (1)
Farmland Mapping and Monitoring Program
CALIFORNIA DEPARTMENT OF CONSERVATION

LAND USE CATEGORY	ACREAGE BY CATEGORY (2)										1998-2016 NET ACREAGE CHANGED	AVERAGE ANNUAL ACREAGE CHANGE
	1998 (3)	2000 (4)	2002	2004	2006	2008	2010	2012	2014 (5)	2016		
Prime Farmland	396,125	393,029	387,620	384,388	379,760	375,119	370,251	368,527	366,414	366,136	-29,989	-1,666
Farmland of Statewide Importance	357,221	350,589	345,763	339,579	332,158	327,204	323,598	321,296	320,887	322,355	-34,866	-1,937
Unique Farmland	11,792	11,723	12,746	12,527	12,218	11,919	11,594	11,474	11,421	11,691	-101	-6
Farmland of Local Importance	110,042	125,263	126,815	137,436	143,826	150,193	154,549	158,823	160,450	157,937	47,895	2,661
Important Farmland Subtotal	875,180	880,604	872,944	873,930	867,962	864,435	859,992	860,120	859,172	858,119	-17,061	-948
Grazing Land	439,955	434,047	440,550	440,620	440,135	439,851	440,042	439,940	439,962	439,934	-21	-1
Agricultural Land Subtotal	1,315,135	1,314,651	1,313,494	1,314,550	1,308,097	1,304,286	1,300,034	1,300,060	1,299,134	1,298,053	-17,082	-949
Urban and Built-Up Land	48,500	49,380	52,213	53,927	55,886	57,947	59,944	60,818	62,950	64,620	16,120	896
Other Land	217,607	217,182	215,506	212,740	217,228	218,980	221,231	220,331	219,184	218,593	986	55
Water Area	4,629	4,656	4,656	4,656	4,656	4,656	4,656	4,656	4,656	4,656	27	2
Total Area Inventoried	1,585,871	1,585,869	1,585,869	1,585,873	1,585,867	1,585,869	1,585,865	1,585,865	1,585,924	1,585,922	51	3

(1) Interim component of the county was upgraded to Important Farmland status upon completion of the Western Tulare soil survey.

(2) Figures are generated from the most current version of the GIS data.

(3) Category totals for 1998 do not match those in the 'combined data 1986-98' worksheet. The combined data worksheet is a mathematical summary of Tulare County data prior to the addition of Western Tulare soil data.

This worksheet reflects the final Important Farmland product and the impact of mapping Farmland of Local Importance in the western part of the county.

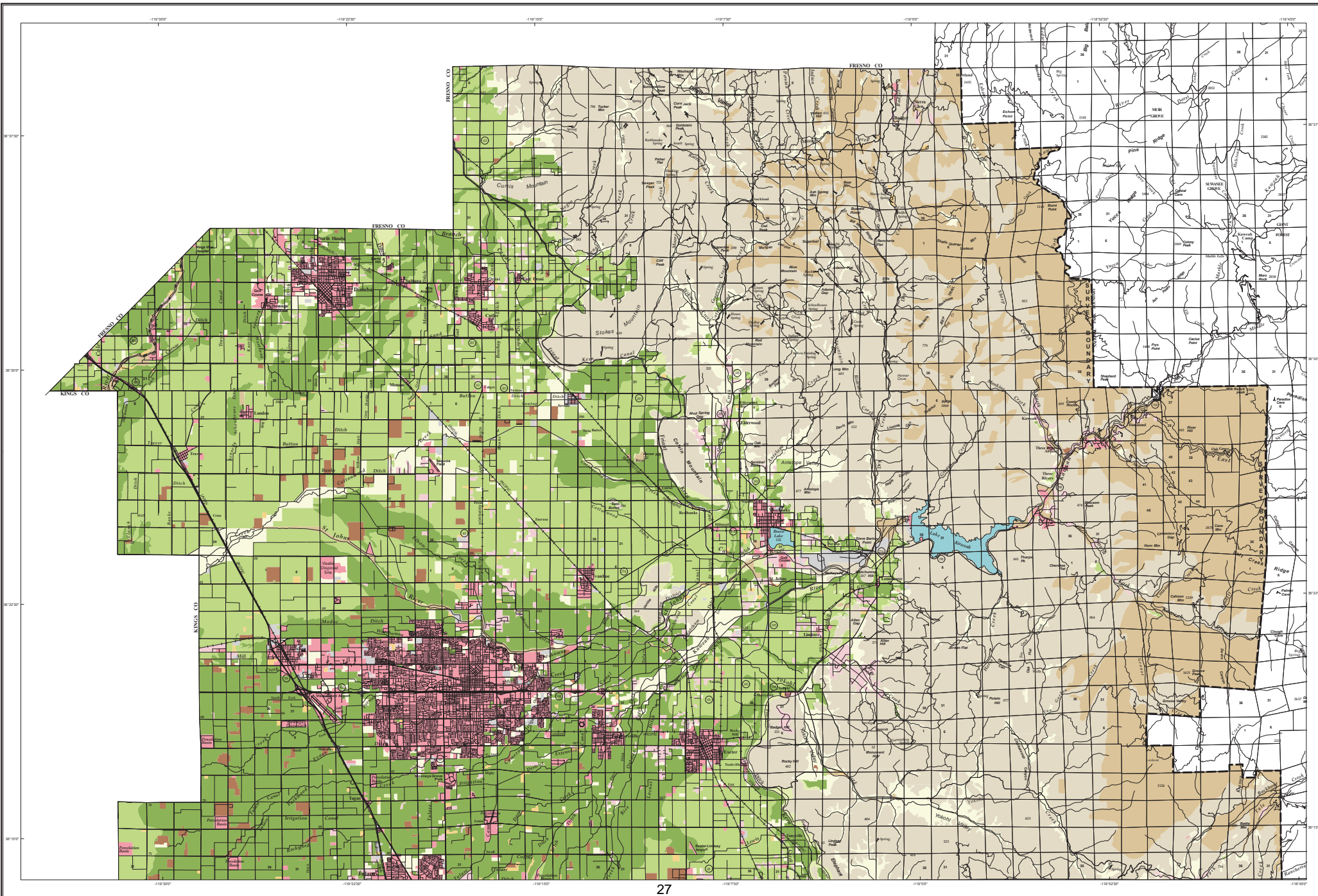
(4) Due to the incorporation of digital soil survey data (SSURGO) in 2000, acreages for farmland, grazing and other land categories may differ from those published in the 1998-2000 California Farmland Conversion Report.

(5) Conversion of geospatial data to North American Datum 1983 (NAD 83) led to minor changes in total FMMP acreage beginning in 2014.

PERCENTAGE OF COUNTY INVENTORIED: 51%



RURAL LAND MAPPING EDITION TULARE COUNTY IMPORTANT FARMLAND 2016 SHEET 1 OF 2





CALIFORNIA DEPARTMENT OF CONSERVATION
DIVISION OF LAND RESOURCE PROTECTION
FARMLAND MAPPING AND MONITORING PROGRAM





PRIME FARMLAND

PRIME FARMLAND HAS THE BEST COMBINATION OF PHYSICAL AND CHEMICAL FEATURES ABLE TO SUSTAIN LONG-TERM AGRICULTURAL PRODUCTION. THIS LAND HAS THE SOIL QUALITY, GROWING SEASON, AND MOISTURE SUPPLY NEEDED TO PRODUCE SUSTAINED HIGH YIELDS. LAND MUST HAVE BEEN USED FOR IRRIGATED AGRICULTURAL PRODUCTION AT SOME TIME DURING THE FOUR YEARS PRIOR TO THE MAPPING DATE.



FARMLAND OF STATEWIDE IMPORTANCE

FARMLAND OF STATEWIDE IMPORTANCE IS SIMILAR TO PRIME FARMLAND BUT WITH MINOR SHORTCOMINGS, SUCH AS GREATER SLOPES OR LESS ABILITY TO STORE SOIL MOISTURE. LAND MUST HAVE BEEN USED FOR IRRIGATED AGRICULTURAL PRODUCTION AT SOME TIME DURING THE FOUR YEARS PRIOR TO THE MAPPING DATE.



UNIQUE FARMLAND

UNIQUE FARMLAND CONSISTS OF LESSER QUALITY SOILS USED FOR THE PRODUCTION OF THE STATE'S LEADING AGRICULTURAL CROPS. THIS LAND IS USUALLY IRRIGATED, BUT MAY INCLUDE NONIRRIGATED ORCHARDS OR VINEYARDS AS FOUND IN SOME CLIMATIC ZONES IN CALIFORNIA. LAND MUST HAVE BEEN CROPPED AT SOME TIME DURING THE FOUR YEARS PRIOR TO THE MAPPING DATE.



FARMLAND OF LOCAL IMPORTANCE

LANDS THAT PRODUCE DRYLAND GRAINS (BARLEY AND WHEAT); LANDS THAT HAVE PHYSICAL CHARACTERISTICS THAT WOULD QUALIFY FOR "PRIME" OR "STATEWIDE IMPORTANT" FARMLANDS EXCEPT FOR THE LACK OF IRRIGATION WATER; AND LANDS THAT CURRENTLY SUPPORT CONFINED LIVESTOCK, POULTRY, AND/OR AQUACULTURE OPERATIONS.



GRAZING LAND

GRAZING LAND IS LAND ON WHICH THE EXISTING VEGETATION IS SUITED TO THE GRAZING OF LIVESTOCK.



CONFINED ANIMAL AGRICULTURE

CONFINED ANIMAL AGRICULTURAL LANDS INCLUDE POULTRY FACILITIES, FEEDLOTS, DAIRY FACILITIES, AND FISH FARMS. IN SOME COUNTIES, CONFINED ANIMAL AGRICULTURE IS A COMPONENT OF THE FARMLAND OF LOCAL IMPORTANCE CATEGORY.



NONAGRICULTURAL AND NATURAL VEGETATION

NONAGRICULTURAL AND NATURAL VEGETATION INCLUDES HEAVILY WOODED, ROCKY OR BARREN AREAS, RIPARIAN AND WETLAND AREAS, GRASSLAND AREAS WHICH DO NOT QUALIFY FOR GRAZING LAND DUE TO THEIR SIZE OR LAND MANAGEMENT RESTRICTIONS, SMALL WATER BODIES AND RECREATIONAL WATER SKI LAKES. CONSTRUCTED WETLANDS ARE ALSO INCLUDED IN THIS CATEGORY.



SEMI-AGRICULTURAL AND RURAL COMMERCIAL LAND

SEMI-AGRICULTURAL AND RURAL COMMERCIAL LAND INCLUDES FARMSTEADS, AGRICULTURAL STORAGE AND PACKING SHEDS, UNPAVED PARKING AREAS, COMPOSTING FACILITIES, EQUINE FACILITIES, FIREWOOD LOTS, AND CAMPGROUNDS.



VACANT OR DISTURBED LAND

VACANT OR DISTURBED LAND INCLUDES OPEN FIELD AREAS THAT DO NOT QUALIFY FOR AN AGRICULTURAL CATEGORY, MINERAL AND OIL EXTRACTION AREAS, OFF ROAD VEHICLE AREAS, ELECTRICAL SUBSTATIONS, CHANNELIZED CANALS, AND RURAL FREEWAY INTERCHANGES.



RURAL RESIDENTIAL LAND

RURAL RESIDENTIAL LAND INCLUDES RESIDENTIAL AREAS OF ONE TO FIVE STRUCTURES PER TEN ACRES.



URBAN AND BUILT-UP LAND

URBAN AND BUILT-UP LAND IS OCCUPIED BY STRUCTURES WITH A BUILDING DENSITY OF AT LEAST 1 UNIT TO 1.5 ACRES, OR APPROXIMATELY 6 STRUCTURES TO A 10-ACRE PARCEL. COMMON EXAMPLES INCLUDE RESIDENTIAL, INDUSTRIAL, COMMERCIAL, INSTITUTIONAL FACILITIES, CEMETERIES, AIRPORTS, GOLF COURSES, SANITARY LANDFILLS, SEWAGE TREATMENT, AND WATER CONTROL STRUCTURES.



WATER

PERENNIAL WATER BODIES WITH AN EXTENT OF AT LEAST 40 ACRES.

This page intentionally left blank.



TULARE COUNTY LOCAL AGENCY FORMATION COMMISSION

210 N. Church St., Suite B, Visalia, CA 93291 (559) 624-7274 FAX (559) 733-6720

January 19, 2022

TO: LAFCO Commissioners, Alternates, Counsel

FROM: Ben Giuliani

SUBJECT: Commissioner Code of Ethics and Roles & Responsibilities

COMMISSIONERS:

*Rudy Mendoza, Chair
Dennis Townsend, V-Chair
Julie Allen
Pete Vander Poel
Liz Wynn*

ALTERNATES:

*Larry Micari
Fred Sheriff
Steve Harrell*

EXECUTIVE OFFICER:

Ben Giuliani

Background

At the December 1st meeting, the Commission requested that a Commissioner Code of Ethics and Roles and Responsibilities be brought back to the Commission for review. Tulare County LAFCO does not currently have an adopted Commissioner Code of Ethics and Roles and Responsibilities policy.

Discussion

Attached are the Commissioner Code of Ethics from El Dorado County LAFCO which also includes sections for Commissioner responsibilities and rules of conduct. This can be used as a framework for the development of this new policy for Tulare County LAFCO. Staff is seeking direction from the Commission regarding any modifications to this policy and will bring it back for action at the next meeting.

Attachment:

El Dorado County LAFCO Code of Ethics

EL DORADO LAFCO

LOCAL AGENCY FORMATION COMMISSION

Appendix X

Code of Ethics

The legislative intent for LAFCO is contained in Government Code Section 56300:

It is the intent of the Legislature that each commission establish policies and exercise its powers pursuant to this part in a manner that encourages and provides planned, well-ordered efficient urban development patterns with appropriate consideration of preserving open-space lands within those patterns.

LAFCO is an independent commission and is not a part of or subordinate to the County, any city or any special district. Each Commissioner is independent in weighing and reviewing information and making determinations based upon the particular matter under review and in consideration of LAFCO's underlying purposes, as provided by the law:

56325.1. While serving on the commission, all commission members shall exercise their independent judgment on behalf of the interests of residents, property owners, and the public as a whole in furthering the purposes of this division. Any member appointed on behalf of local governments shall represent the interests of the public as a whole and not solely the interests of the appointing authority. This section does not require the abstention of any member on any matter, nor does it create a right of action in any person.

LAFCO's composition is a balanced membership consisting of City, County, Public, and Special District members. The mixed membership ensures that various backgrounds and perspectives are reflected on the Commission.

As they carry out their LAFCO responsibilities, Commission members rely on the expertise and experiences they have gained while serving on their appointing agencies. However, members will base their decisions on the policies and requirements of LAFCO law and the best interests of all the citizens.

The members of the Commission include both regular and alternate members. All members, both regular and alternate, should attend all meetings, and all members voting are responsible for participating in discussions of issues and in facilitating the work of the commission.

Rules of conduct have been adopted by the Commission in order to conduct its business in a productive, thoughtful manner. Participants in LAFCO proceedings are encouraged to be courteous and respectful. LAFCO expects to hear differing opinions and points of view during the course of its deliberations

Interruptions and discourteous comments will not be tolerated by the Commission.

Additionally, Commissioners agree to actively listen to each other, to voice their opinions, and to be respectful of staff, the public, and fellow commission members. Commissioners further agree to focus discussion on issues (as opposed to personalities), and to conclude issues in a timely manner. Each member accepts responsibility to stay focused on issues germane to the topic.

Signature

Date

1.8 RESPONSIBILITIES OF COMMISSIONERS

1.8.1 Each member of the El Dorado LAFCO has a duty to:

- 1.8.1.1 Diligently prepare for meetings by understanding the background, purpose, and arguments for and against items of business before a meeting.
- 1.8.1.2 Seek background information about agenda items and operational matters by contacting the LAFCO's Executive Officer prior to the Board Meeting.
- 1.8.1.3 Respect confidences and information designated as "confidential." Do not disclose information received during a Closed Session of the LAFCO Board held pursuant to state law.
- 1.8.1.4 Treat everyone with respect by actively listening to other viewpoints, and not interrupting, ignoring, or belittling the contributions of others. Members of the Commission will use professional language.
- 1.8.1.5 State views briefly and clearly during LAFCO Board and Committee meetings. Refrain from discussing non-agenda items.
- 1.8.1.6 Refrain from abusive conduct, personal charges, or verbal attacks upon the character, motives, ethics, morals, or comments of other Commissioners, staff, or the public.
- 1.8.1.7 Make impartial decisions in the best interest of the public, free of narrow political interest, financial, and other personal interests that impair independence of judgment or action, and are consistent with, but not limited to, the requirements of the Political Reform Act and other state and local laws.
- 1.8.1.8 Recognize and accept legitimate differences of opinion. Act with integrity in accepting, supporting, and defending LAFCO. Once the Commission takes action, all Commissioners should respect the decision of LAFCO and not create barriers to the implementation of said action. The dissenting Commissioner(s) should acknowledge the decision of the Board and current position of LAFCO.
- 1.8.1.9 Provide fair and equal treatment of all persons and matters coming before the Commission.

1.8.2 Rules of Conduct in Office

1.8.2.1 Each member of the El Dorado Local Agency Formation Commission has a duty to:

1.8.2.1.1 Support and defend the Constitution of the United States and the Constitution of the State of California against all enemies, foreign and domestic; bear true faith and allegiance to the Constitutions of the United States and the State of California; and well and faithfully discharge the duties of the office.

1.8.2.1.2 Commissioners will strive to work in cooperation with other public officials unless prohibited from so doing by law or officially-recognized confidentiality of their work.

1.8.2.1.3 Abide by and defend all applicable laws and policies, especially the political campaign, lobbying, and conflict of interest laws enforced by the Fair Political Practices Commission, state laws, and the El Dorado LAFCO's Policies and Guidelines.

1.8.2.1.4 Safeguard LAFCO's ability to make independent, objective, fair and impartial judgments by scrupulously avoiding financial and social relationships and transactions that may compromise, or give the appearance of compromising objectivity, independence, and honesty.

1.8.2.1.5 Carefully consider if exceeding or appearing to exceed authority of office for personal or financial gain. When in doubt, avoid actions that create, in the mind of a reasonable observer, the appearance of impropriety, ethical lapses, legal violations, or actions inconsistent with this Policy.

1.8.2.1.6 Refrain from making unauthorized commitments or promises of any kind purporting to bind LAFCO.

1.8.2.1.7 Refrain from using status as a public office holder to influence the outcome of a community meeting. When attending as a citizen, indicate when expressing personal opinions, and refer questions related to LAFCO policies to LAFCO's Executive Officer.

LOCAL AGENCY FORMATION COMMISSION
POLICIES AND GUIDELINES

- 1.8.2.1.8 Utilize LAFCO resources, including but not limited to, equipment, supplies, staff time, telephones, computers, and fax machines in a manner consistent with LAFCO policies and state laws.
- 1.8.2.1.9 Correspondence paid for with public funds or on agency stationery must relate to bona fide LAFCO business and must not purport to advance or advocate a policy not previously approved by the Commission as a whole. No individual Commissioner shall create or transmit any LAFCO correspondence without authorization from LAFCO to serve as spokesperson for this purpose. When otherwise signing correspondence using their title as Commissioner and presenting their individual opinions and positions, Commissioners shall explicitly state they do not represent LAFCO and will not allow the inference that they do. The following disclaimer shall be used on personal communication: *“This correspondence and any documents attached hereto, reflects the individual opinions and positions of the above-named Director and does not represent the opinions or positions of LAFCO’s Board of Directors or LAFCO. Pursuant to Section 1.8.1-1.8.1.9 of the LAFCO Policies and Guidelines, individual Commissioners, except as otherwise authorized by LAFCO, shall have no power to act for LAFCO or its Commissioners.”*

1.8.3 Violation of Code of Conduct and Decorum Policy

- 1.8.3.1 Presiding Officer. The presiding officer shall request that a person who is breaching the rules of decorum be orderly and comply with this Policy. After receiving a warning from the presiding officer, the presiding officer may agendaize an item for the next LAFCO meeting to discuss the conduct and have the Commission determine if the conduct is in violation of this Policy. If a super-majority of the Commission determines the conduct was in violation of this Policy, the Commission’s super-majority may impose any of the following remedial actions:
- (a) Issue a letter of warning from the Commission;
 - (b) Adopt a resolution expressing disapproval of the conduct of the Commissioner and censure by the Commission;
 - (c) Remove the Commissioner from their position on any LAFCO committees;

LOCAL AGENCY FORMATION COMMISSION
POLICIES AND GUIDELINES

- (d) Deny or reduce payment of stipend and/or expense reimbursement for meetings of outside organizations, if applicable; or
- (e) Deny or reduce payment of stipend and/or expense reimbursement for the LAFCO meetings at which the violations(s) occurred.

1.8.3.2 Motion to Enforce. If the presiding officer of the Commission fails to enforce the rules set forth above, any Commissioner may move to require the presiding officer to do so, and an affirmative vote of a super-majority of the Commission shall require him or her to do so. If the presiding officer of the Commission fails to carry out the will of a super-majority of the Commission, the super-majority may designate another member of the Commission to act as presiding officer for the limited purpose of enforcing any rule of this Policy it wishes be enforced.



TULARE COUNTY LOCAL AGENCY FORMATION COMMISSION

210 N. Church Street, Suite B, Visalia 93291 Phone: (559) 623-0450 FAX: (559) 733-6720

January 19, 2022

To: LAFCO Commissioners and Alternates

From: Ben Giuliani, Executive Officer

Subject: Public Cemetery District Report

COMMISSIONERS:

*Rudy Mendoza, Chair
Dennis Townsend, V-Chair
Julie Allen
Pete Vander Poel
Liz Wynn*

ALTERNATES:

*Larry Micari
Fred Sheriff
Steve Harrell*

EXECUTIVE OFFICER:

Ben Giuliani

Background

At the September 2021 meeting, information was requested regarding Public Cemetery Districts (PCDs) in Tulare County. The following report reviews the general purpose and structure of PCDs and specific information regarding PCDs within Tulare County. Financial information for FY 19/20 was recently released by the State Controller.

Public Cemetery Districts Overview

Powers

The powers of PCDs are more limited than many other types of special districts. Generally, their powers are directly associated with the operation, improvement and maintenance of cemeteries and the provision of interment services. A district may use or lease land acquired for a future cemetery for an enterprise under certain conditions. Internments are generally limited to residents within the district with some specified exceptions. State statutes for PCDs are in Health and Safety Code (HSC) section 9000 et seq.

Board of Trustees

The Board of Supervisors (BOS) appoints either 3 or 5 trustees or can act as the board itself. A PCD board can petition the BOS to increase or decrease the number of trustees with 3 being the minimum. Trustees must be registered voters within the district boundaries. The PCD boards must meet at least once every three months. In Tulare County, all of the PCD boards are appointed by the BOS. There is a public hearing and protest process for the BOS to replace an existing appointed board to act as the board itself.

Boundaries

PCD boundaries may cross county borders and may be noncontiguous. PCDs can't overlap with other PCDs or with other districts that provide cemetery services. As with all special districts, changes in boundaries are subject to LAFCO review.

Finances

PCDs can't have cash accounts outside of the County Treasury unless the district has total yearly revenues greater than \$500,000 [HSC §9077]. Like other special districts, PCDs must submit audits annually to the County Auditor [GC §26909]. With BOS approval, audits may be submitted biennially (every other year) or every 5 years. Smaller agencies are typically allowed to submit their audit reports to the County Auditor on a biennial or 5-year basis. In Tulare County, one PCD submits biennially and one every 5 years with the rest being annual. Also, like other special districts, PCDs are required to submit financial information annually to the State Controller [GC §53891].

Tulare County

There are 13 PCDs in Tulare County (250 PCDs statewide). Two of the PCDs, Kingsburg and Reedley are primarily in Fresno County so Tulare County is the principal county for 11 PCDs. Alta PCD extends into Fresno County and includes the city of Orange Cove. The entire County is covered by a PCD. An overview map and individual district maps are included as an appendix to this report. Listed in the tables below is an information overview for the 11 PCDs for which Tulare County is the principal county.

Table 1 – Tulare County PCD Overview	Formed	Board Members	Cemeteries	Revenues (FY19/20)	Expenditures (FY19/20)	Fund Balance (end FY19/20)	Audit to County	Audits are up to date
Alta	1940	5	1	\$1,014,690	\$822,164	\$3,710,524	Annual	Yes
Eshom Valley	1930	3	1	\$14,685	\$10,718	\$23,534	5-year	Yes
Exeter	1928	3	3	\$338,685	\$335,144	\$746,037	Annual	Yes
Lindsay-Strathmore	1927	3	2	\$512,562	\$433,339	\$1,934,576	Annual	Yes
Porterville	1922	3	8	\$994,962	\$894,323	\$1,483,923	Annual	Yes
Three Rivers	1940	3	1	\$30,650	\$26,350	\$64,392	Biennial	No
Tipton-Pixley	1929	5	1	\$162,387	\$136,997	\$416,918	Annual	No
Tulare	1927	5	2	\$1,033,311	\$867,089	\$2,226,750	Annual	Yes
Visalia	1943	5	3	\$1,903,628	\$1,671,101	\$5,758,016	Annual	Yes
Woodlake	1928	3	1	\$160,243	\$165,052	\$33,297	Annual	No
Woodville	1925	3	1	\$279,003	\$230,148	\$1,192,201	Annual	Yes

Notes: The State Controller is the source of the financial information. The County Auditor is the source of the audit information.

All of the PCDs were formed prior to LAFCO's inception in 1964. Four of the PCDs have 5 member boards and seven of the PCDs have 3 member boards. Several PCDs have more than one cemetery. However, not all of the cemeteries are open for new internments. There are three districts that are behind in submitting their audit reports to the County Auditor. Tipton-Pixley and Woodlake are one year behind and Three Rivers is at least 4 years behind (2 audit reports since they are biennial). All of the districts are up to date with reporting to the State Controller as of FY 19/20.

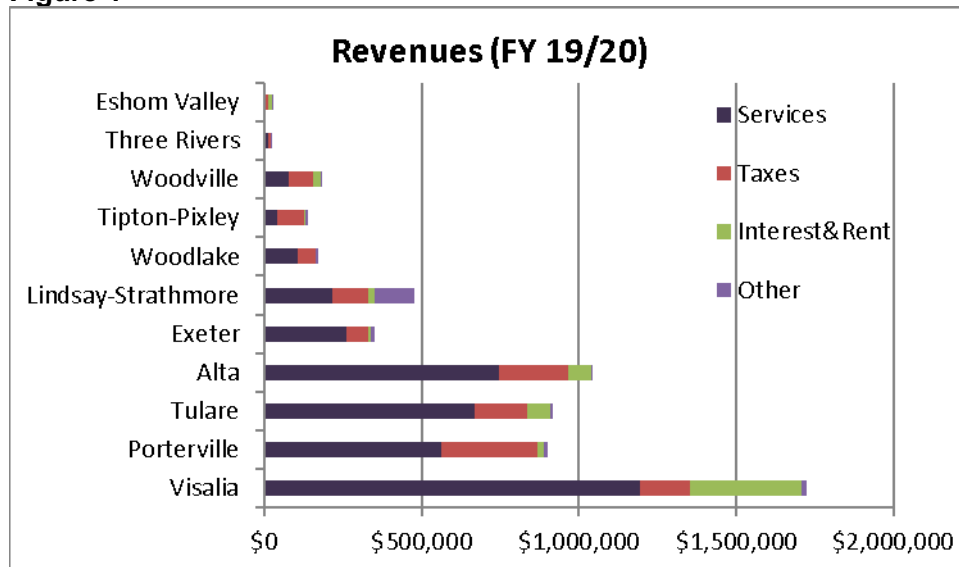
Table 2 – Tulare County PCD Population	Population (2010 Census)	Population (2020 Census)	Annual % Growth
Alta	56,966	58,247	.22
Eshom Valley	338	362	.69
Exeter	27,320	27,175	-.05
Lindsay-Strathmore	21,390	22,243	.39
Porterville	92,217	96,415	.45
Three Rivers	2,266	2,112	-.70
Tipton-Pixley	8,173	8,051	-.15
Tulare	80,774	88,063	.87
Visalia	144,972	162,660	1.16
Woodlake	9,633	9,698	.07
Woodville	4,247	3,977	-.65

Notes: The Fresno County portion of Alta PCD is included in the population.
Allensworth CSD (393 people) is not included in the 2020 Census for Tulare PCD.

The population served by the PCDs vary significantly from Eshom Valley with a population of 362 people to Visalia with a population of 162,660 people. Seven of the eleven PCDs include incorporated cities. The City of Farmersville is included within the Exeter PCD. The Cities of Dinuba and Orange Cove are within Alta PCD. Exeter, Three Rivers, Tipton-Pixley and Woodville all experienced negative population growth rates between 2010 and 2020. Only three districts, Eshom Valley, Tulare and Visalia grew at a higher rate than the County as a whole (.68%).

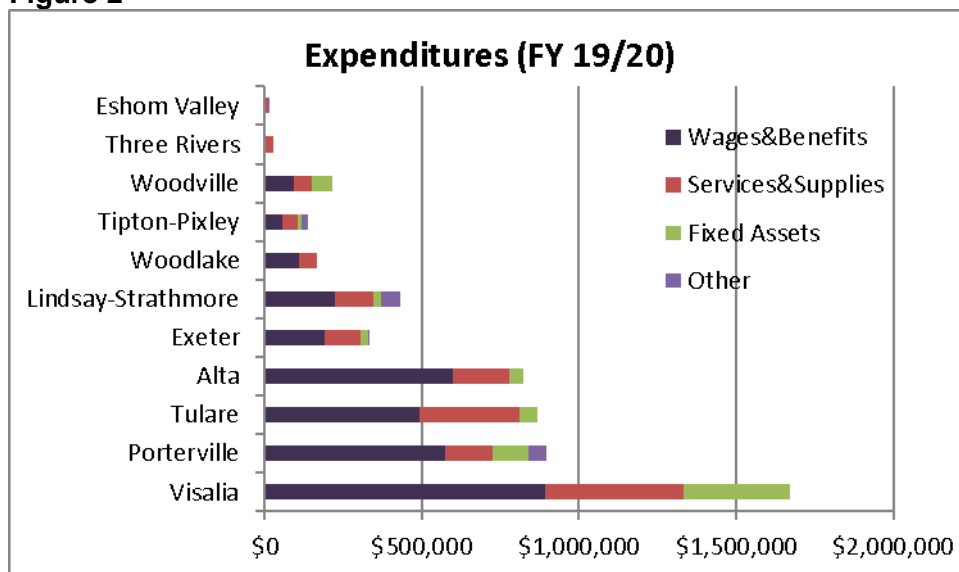
In line with the population base, revenues also vary greatly between the PCDs. As shown in Figure 1, the two largest sources of revenue are from payments for services and property taxes. Like most special districts, PCDs receive a portion of the 1% ad valorem property tax. For most PCDs, revenues from services performed are significantly greater than the property tax revenues. For several of the smaller PCDs, property tax revenue is similar or greater than revenue from services. The largest expenditures for PCDs are wages & benefits and services & supplies. Fund balance (net position) also varies greatly between the PCDs with the larger districts generally having the most equity. Revenues compared to expenditures from FY 08/09 to FY 19/20 for each PCD are included as an appendix to this report. Most districts appear to be operating with a surplus over time. One district, Woodlake PCD, has had deficits in 5 out of the last 7 years which does not appear to be sustainable if that trend continues.

Figure 1



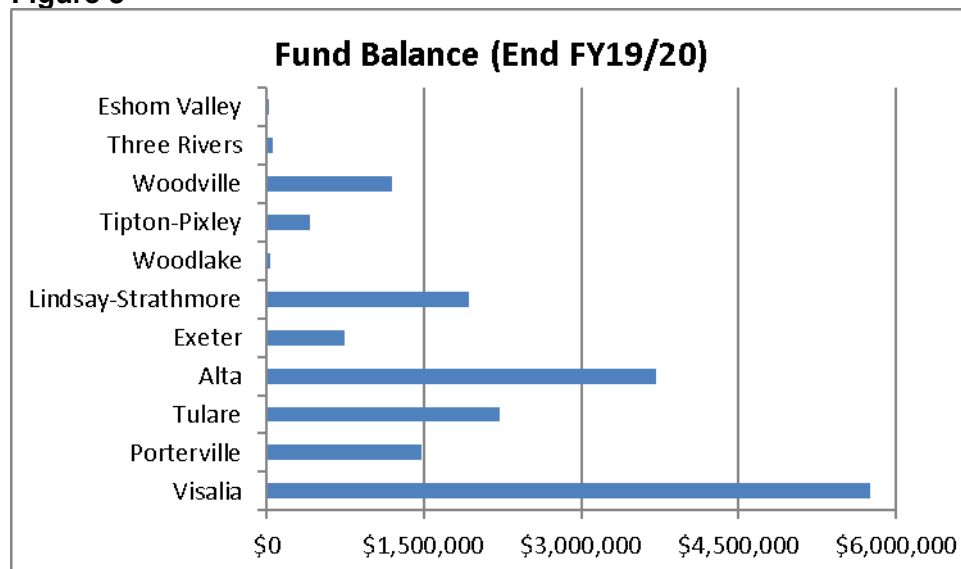
Note: Districts placed in order of population size.
Source: State Controller

Figure 2



Source: State Controller

Figure 3



Source: State Controller

Municipal Service Reviews

Municipal Service Reviews (MSRs) and written determinations are prepared before a Sphere of Influence (SOI) update for cities and several types of special districts. MSRs consider growth and population projections, disadvantaged unincorporated communities, present and planned service capacities, finances, opportunities for shared facilities, accountability for community service needs and any other matter related to efficient service delivery as required by commission policy. Pursuant to Tulare County LAFCO Policy C-5, PCDs are exempt from MSRs because cemetery services were not identified as a "Municipal Service". In addition, all of the PCDs in Tulare County are landlocked and have no opportunity for movement of the SOIs unless there is a consolidation of districts.

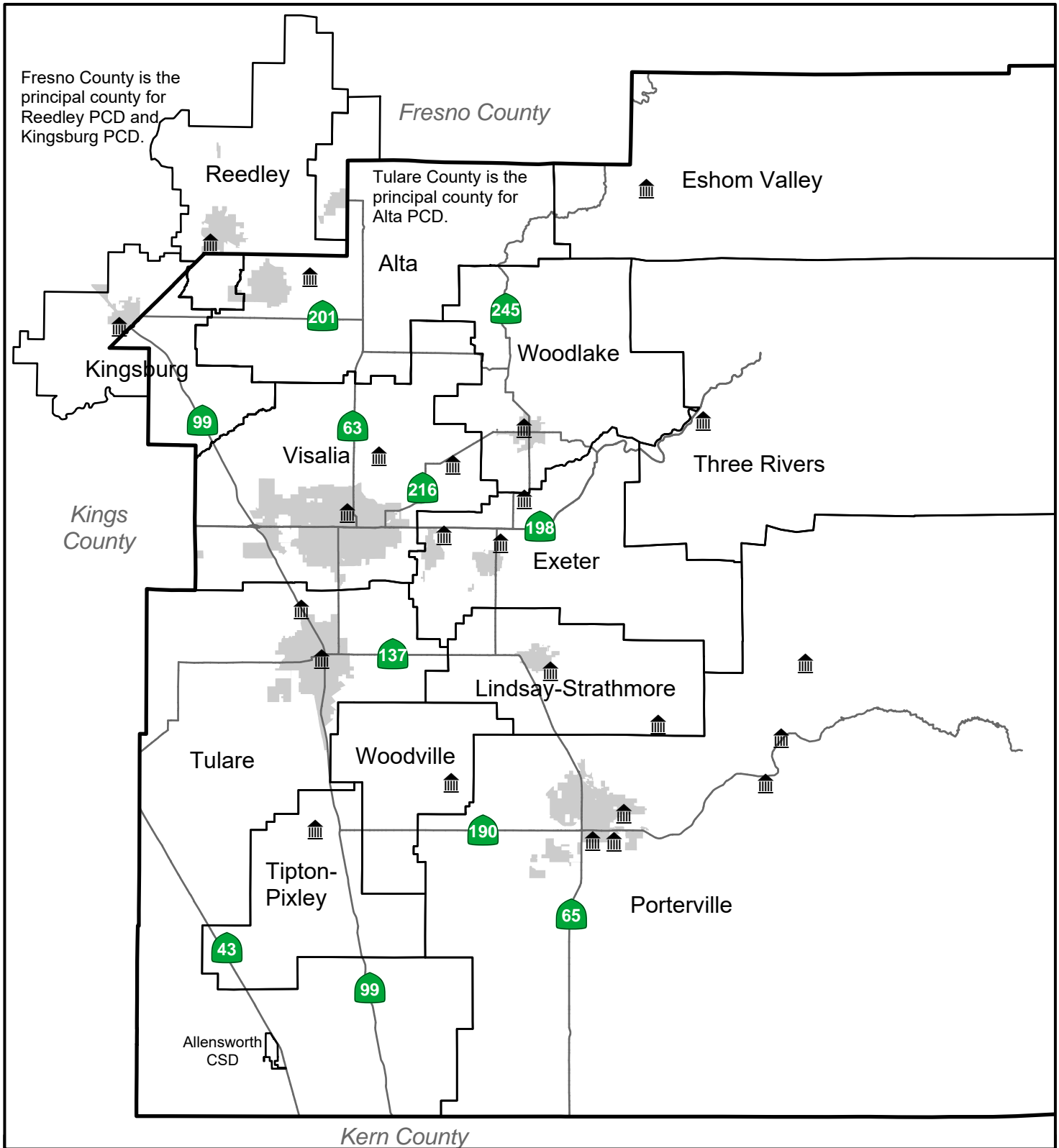
Review





This report was developed with readily available public information, much of which is focused on financial information. No PCDs have been contacted for additional information to this point. If the Commission desires, additional specified information can be obtained for further review.

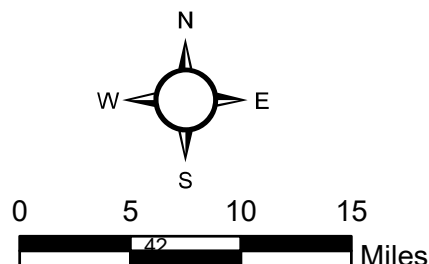
Attachments

- PCD overview map and individual district maps
- Revenues/Expenditures charts for individual districts
- Revenues/Expenditures overview for FY 19/20
- Revenues/Expenditures sheets for individual districts

Tulare County Public Cemetery Districts



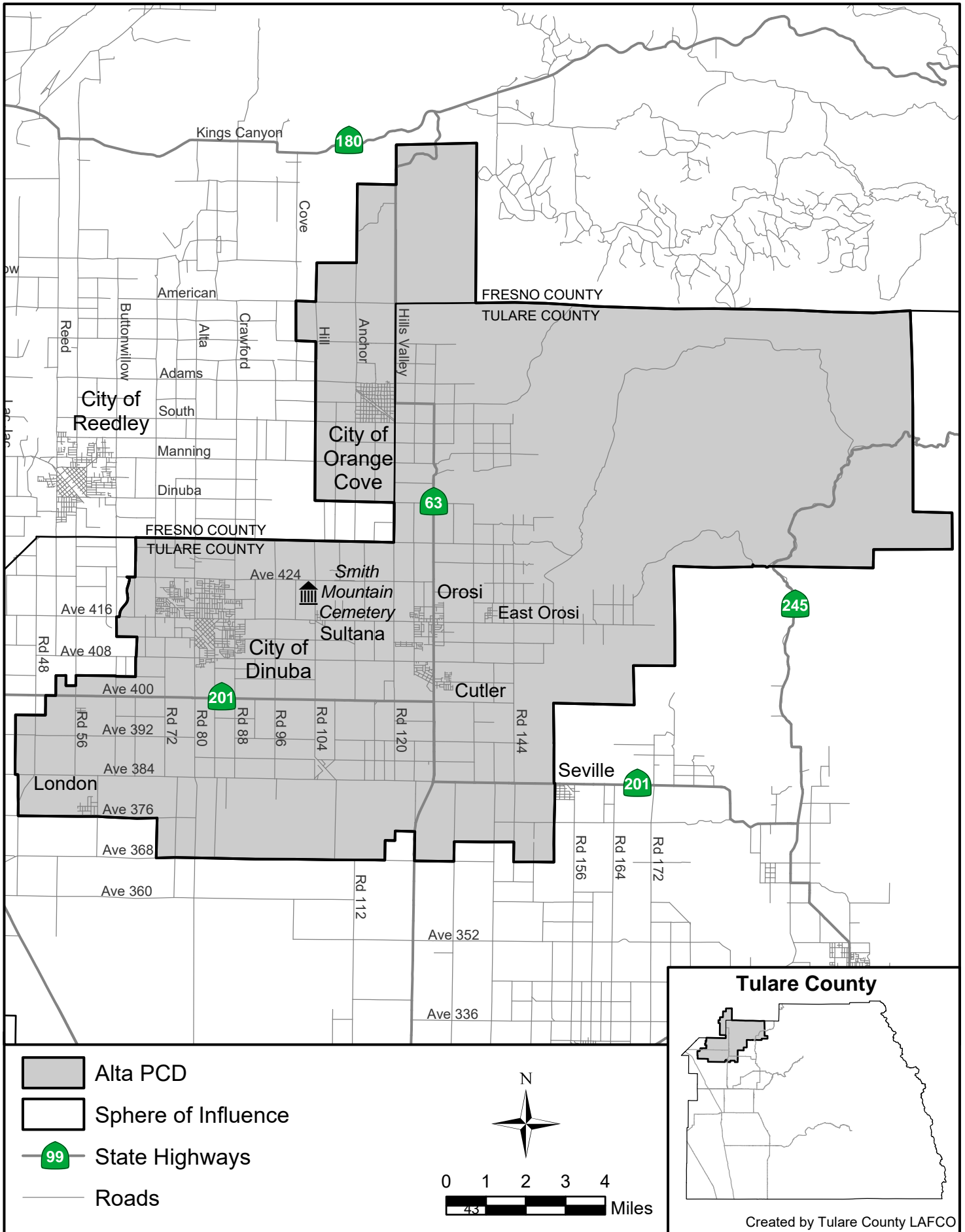
-  PCDs
-  Public Cemeteries
-  Cities
-  State Highways



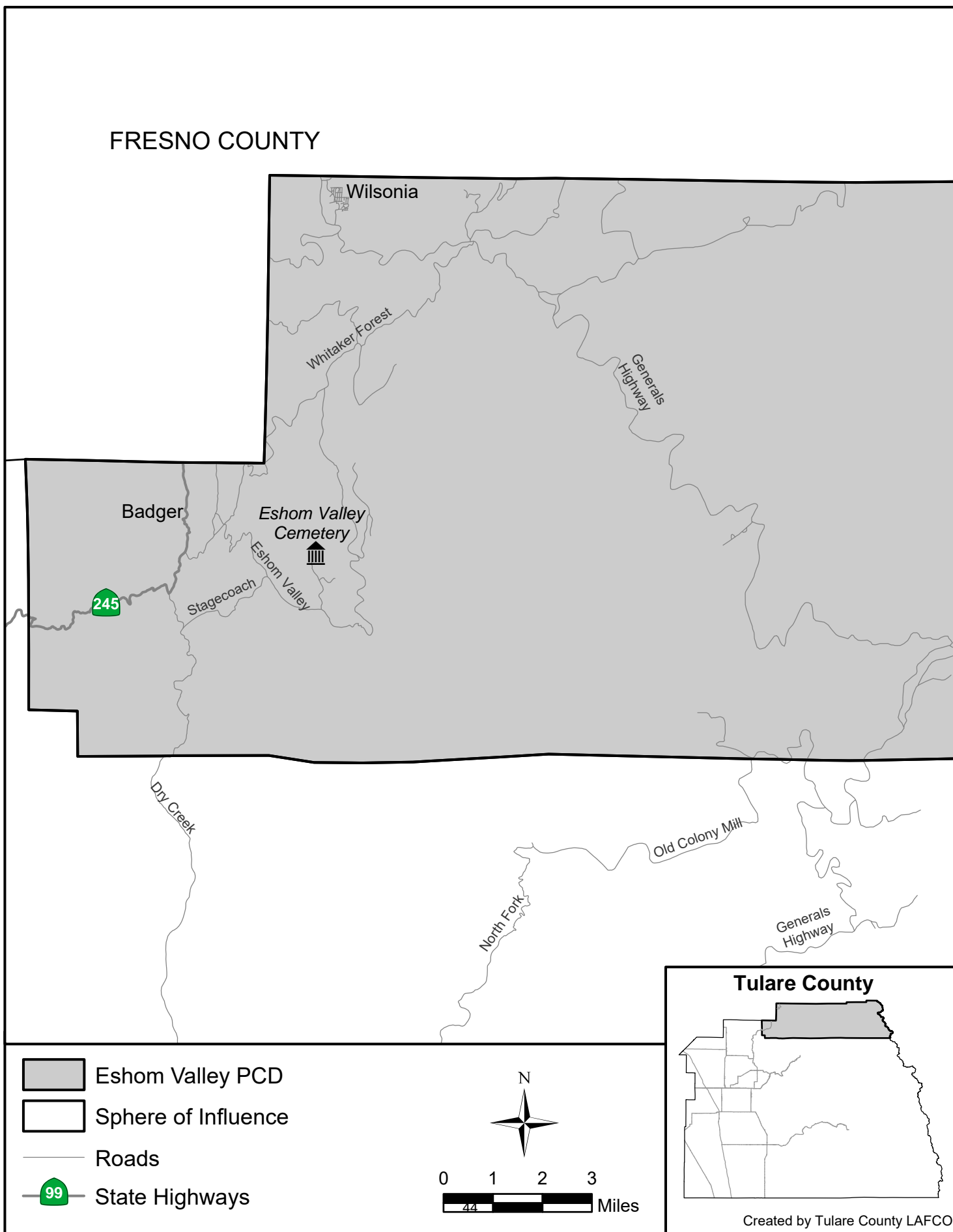
Spheres of Influence are coterminous with district boundaries except for Tulare PCD

Boundaries as of 8/26/21
Created by Tulare County LAFCO

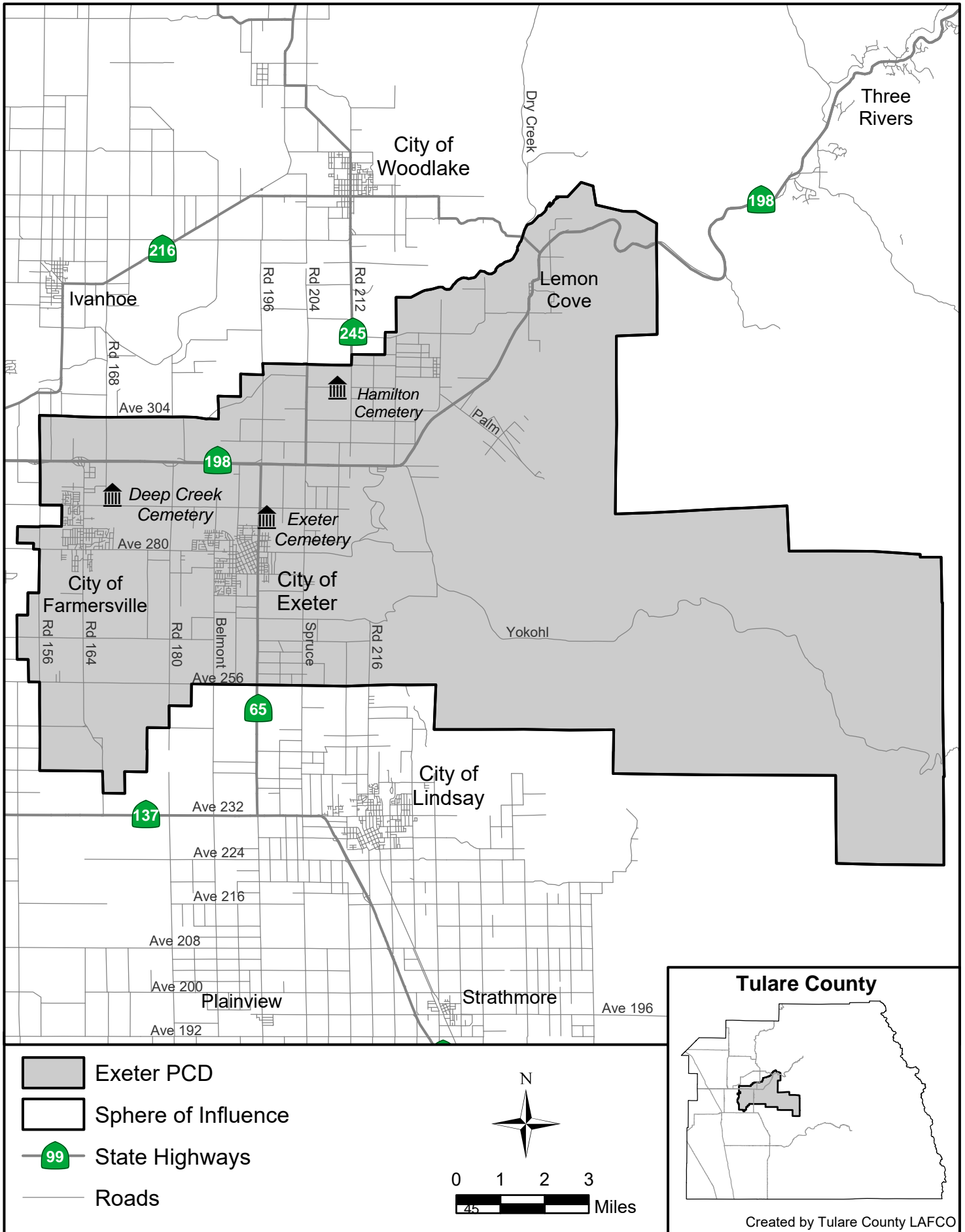
Alta Public Cemetery District



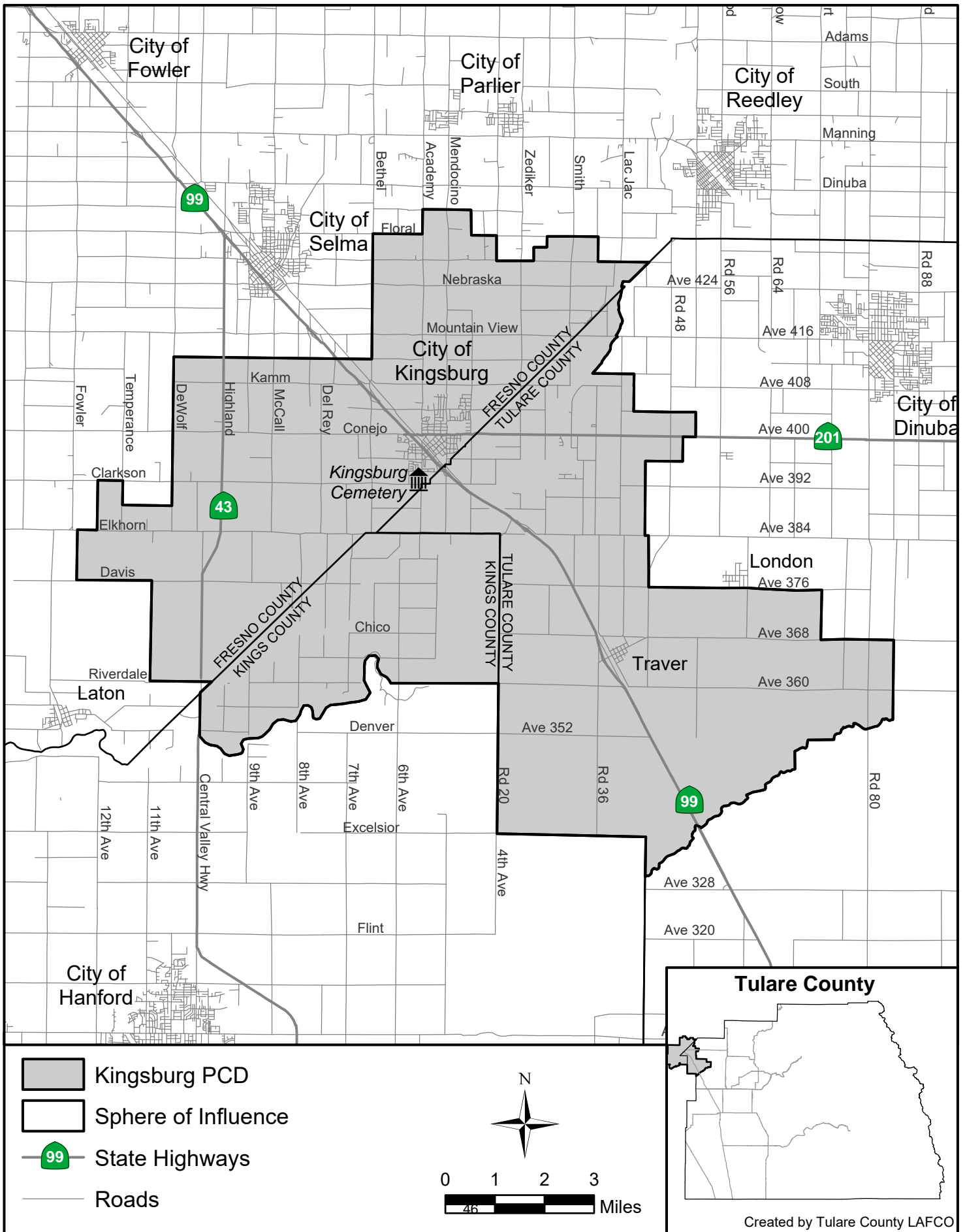
Eshom Valley Public Cemetery District



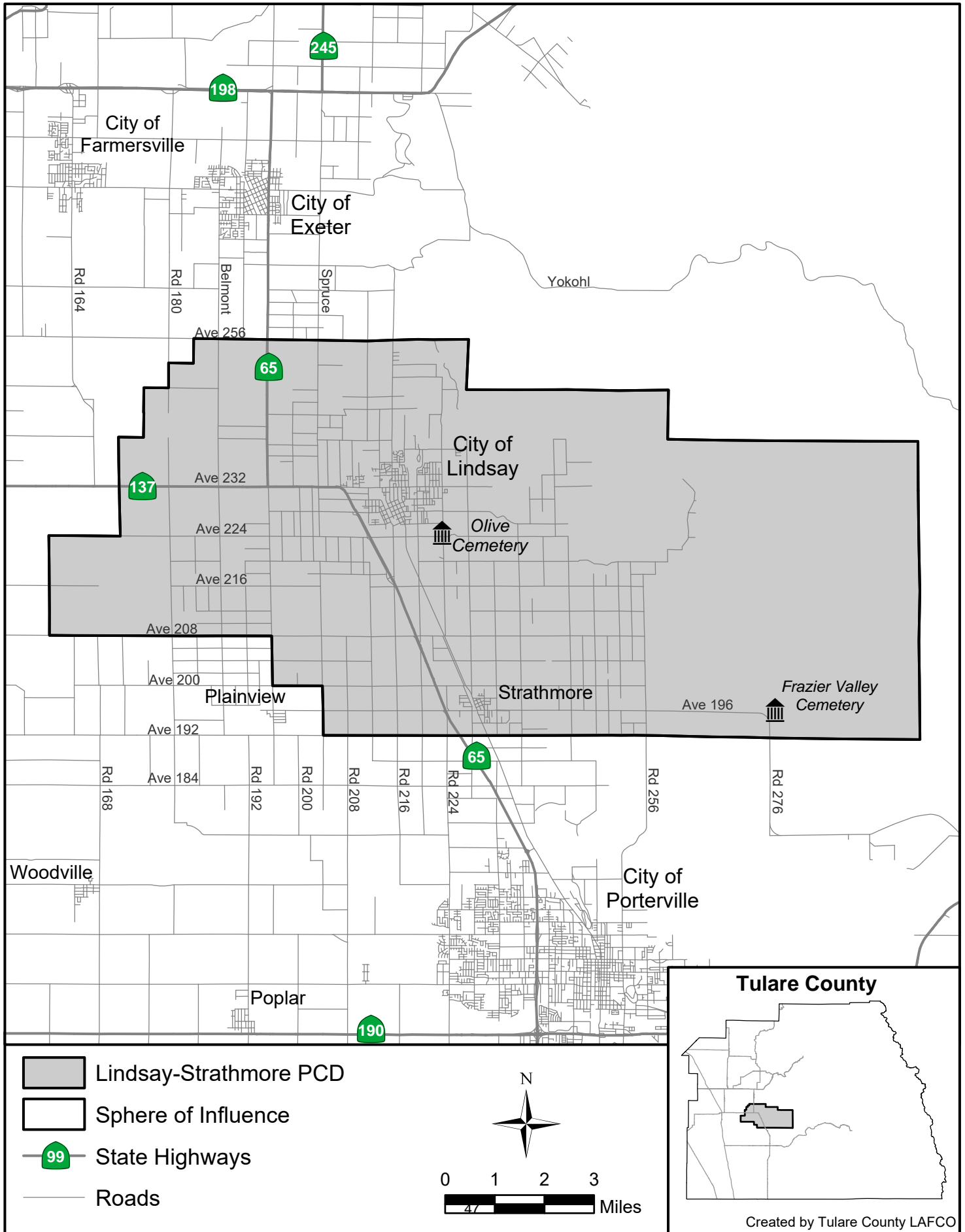
Exeter Public Cemetery District



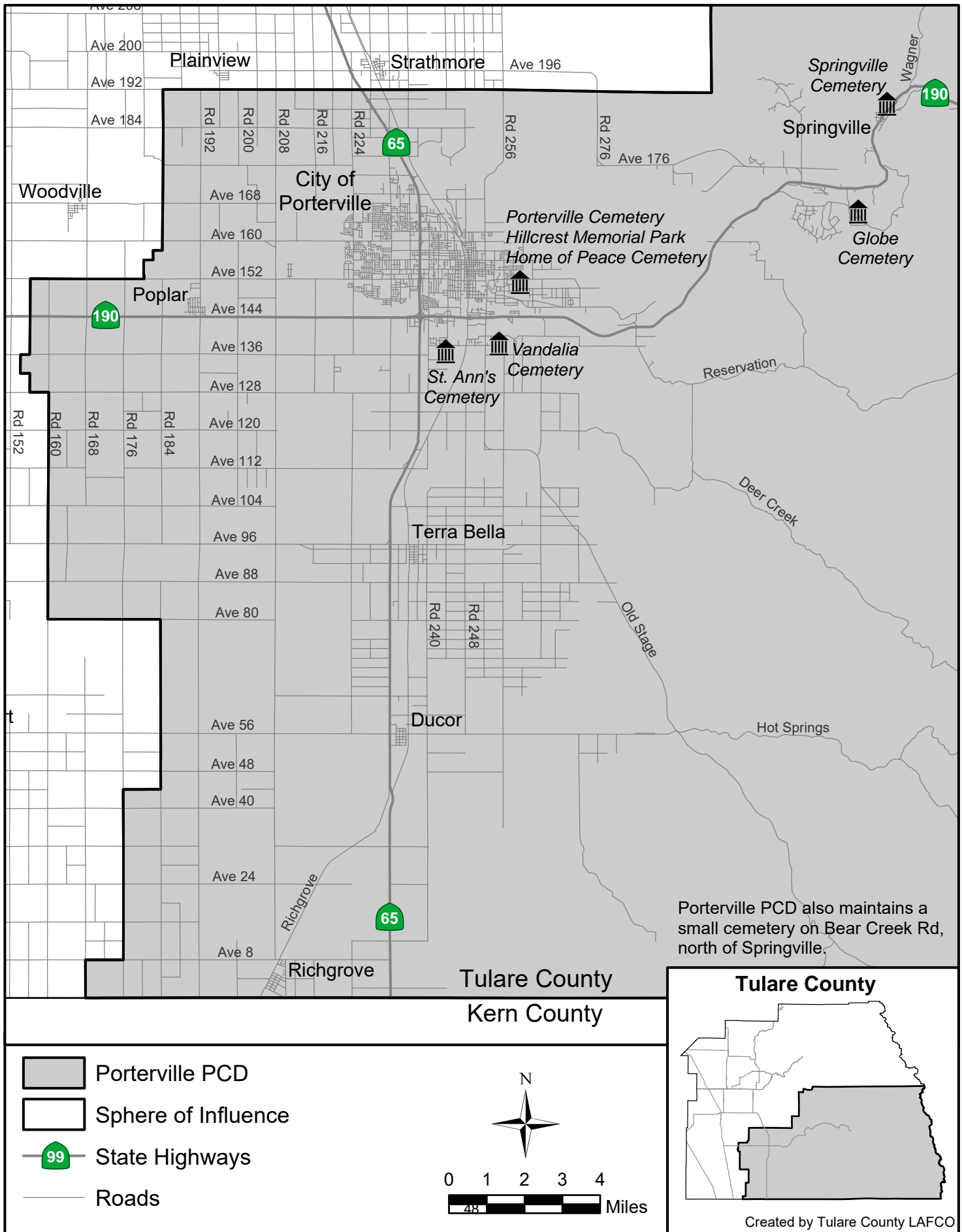
Kingsburg Public Cemetery District



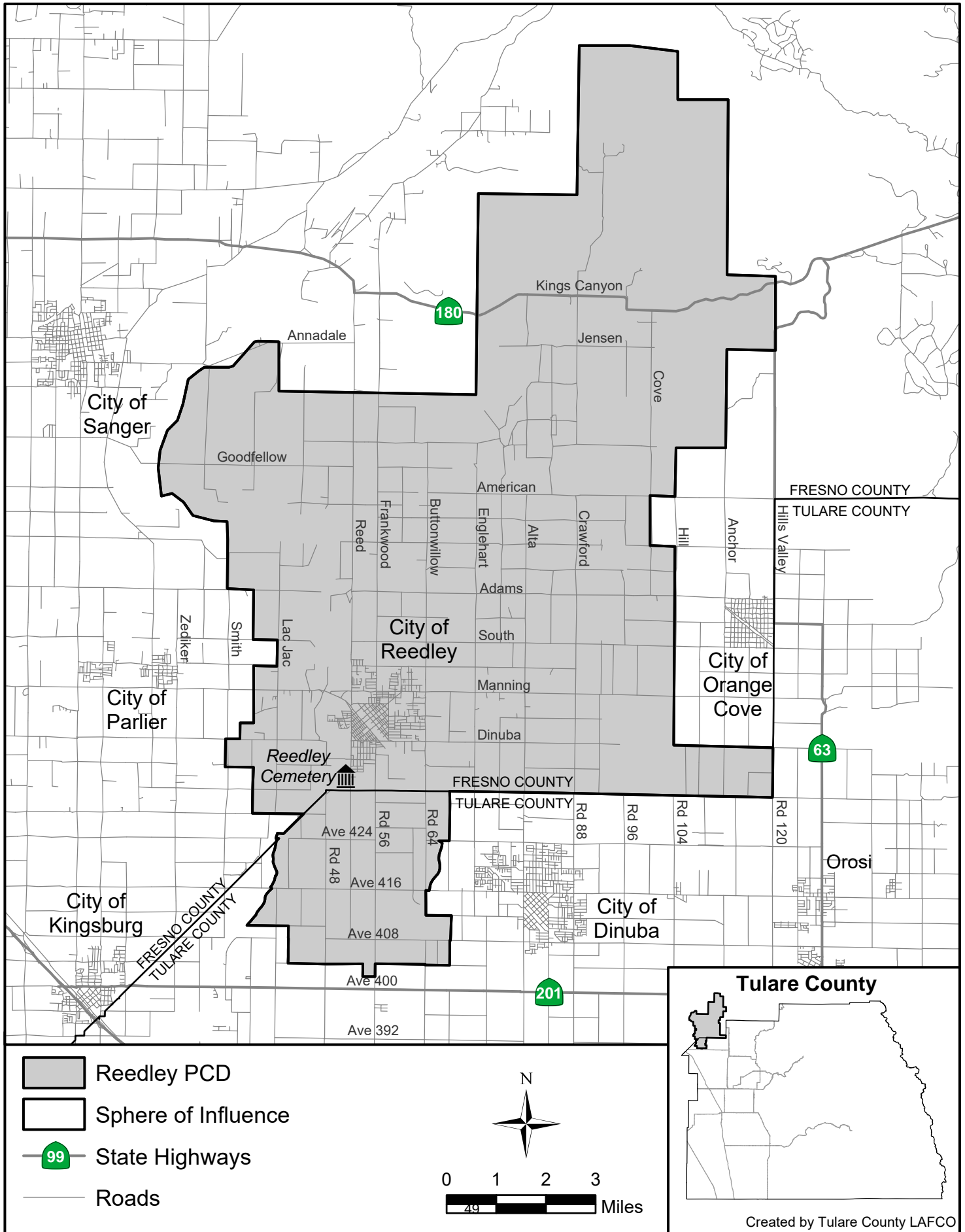
Lindsay-Strathmore Public Cemetery District



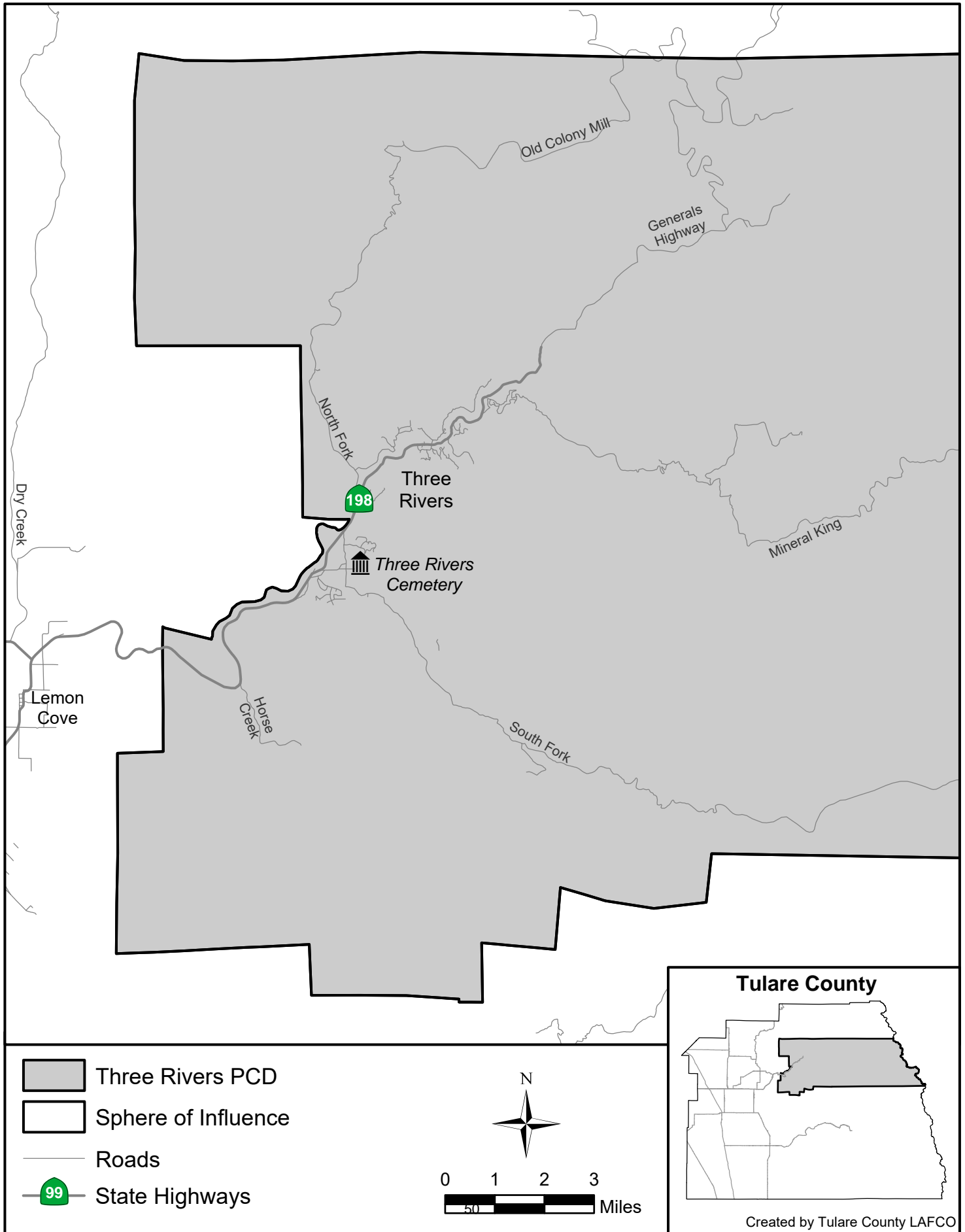
Porterville Public Cemetery District



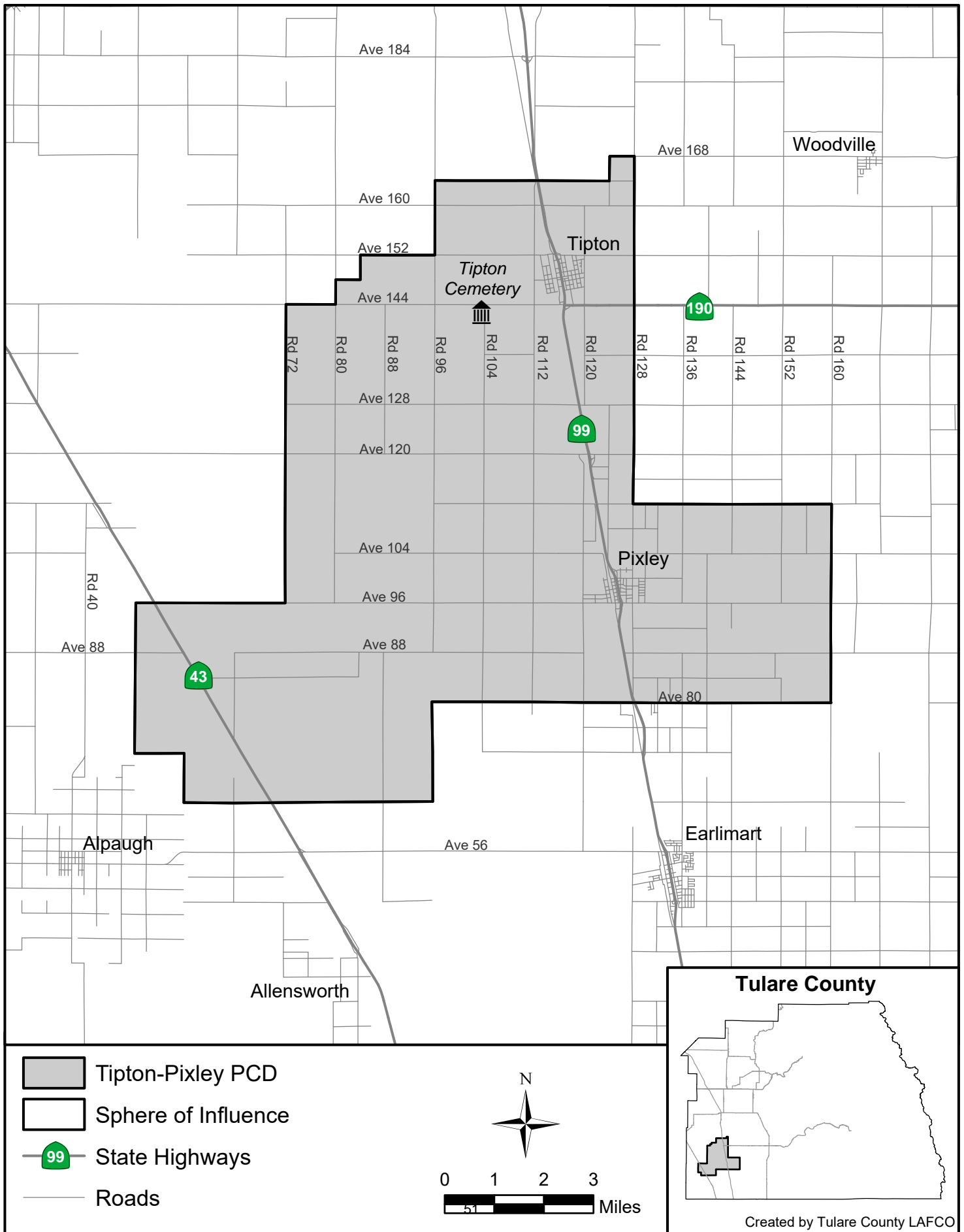
Reedley Public Cemetery District



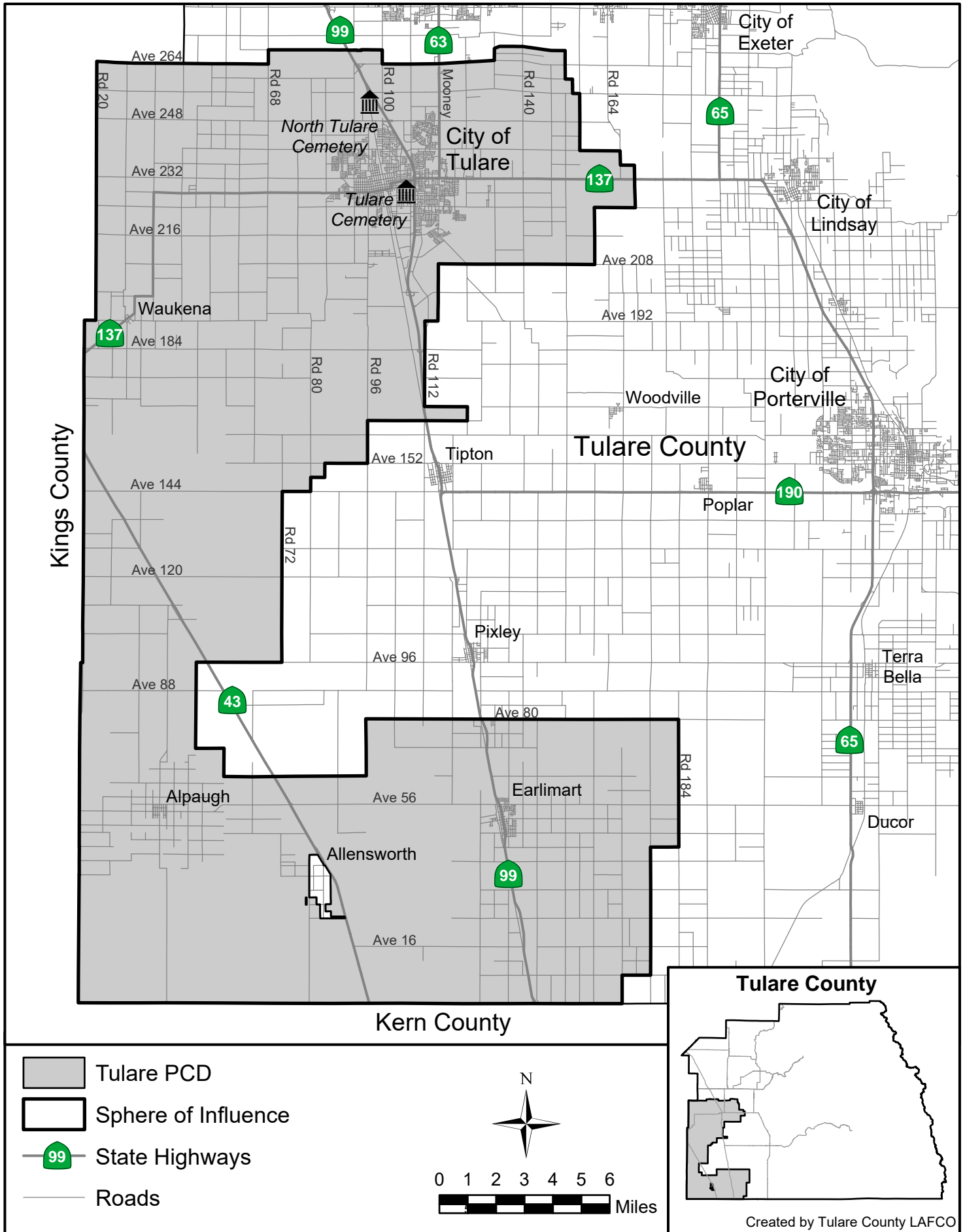
Three Rivers Public Cemetery District



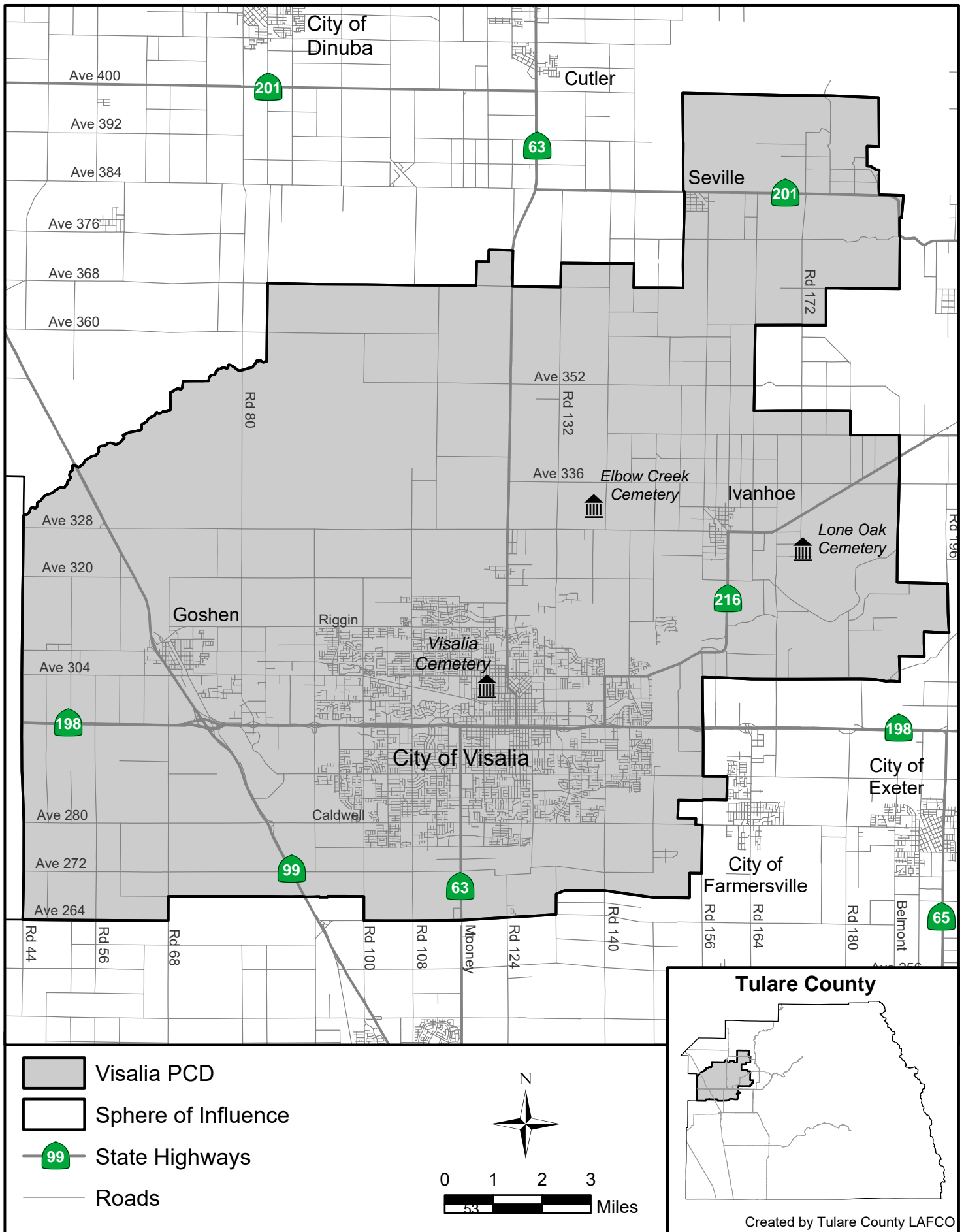
Tipton-Pixley Public Cemetery District



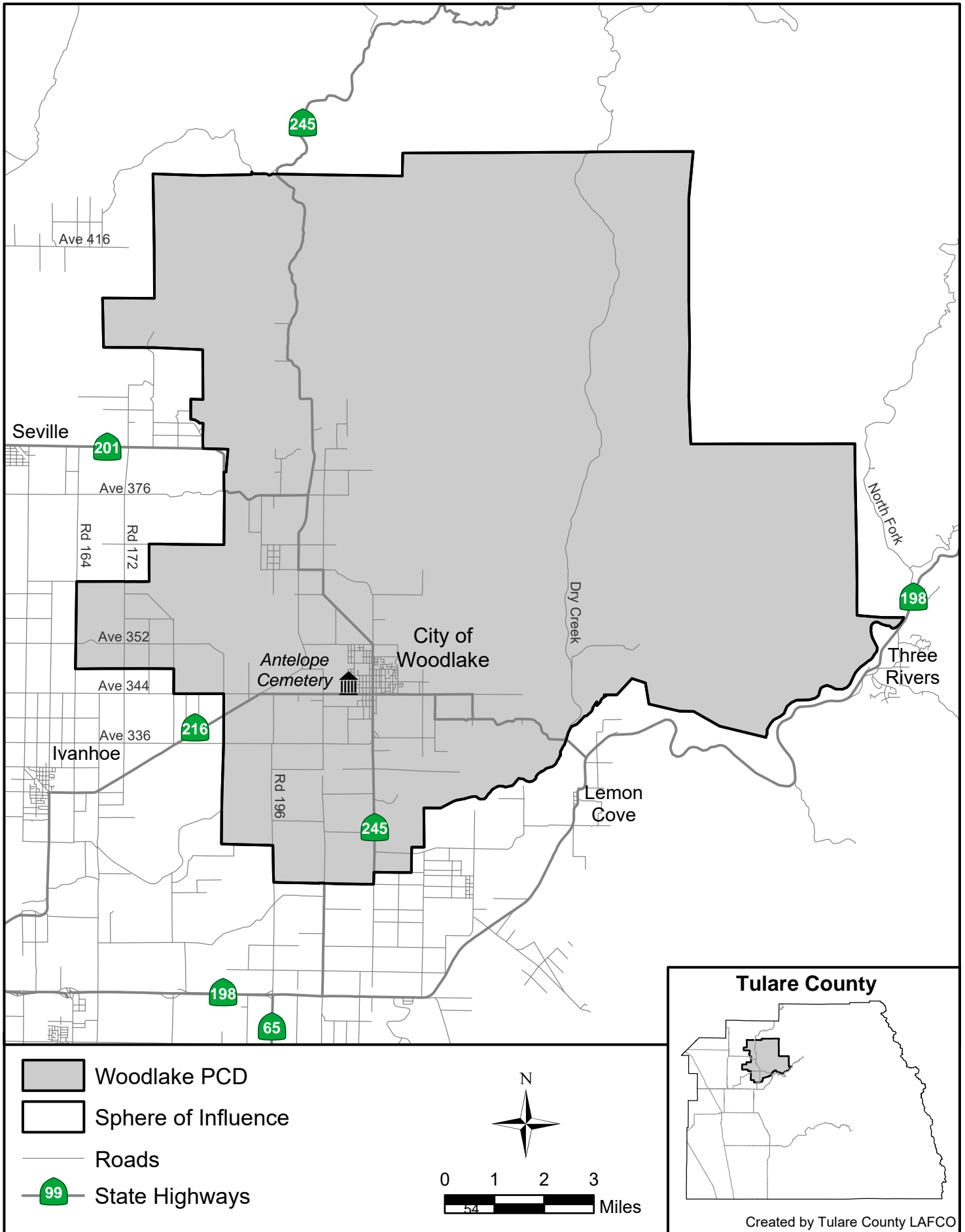
Tulare Public Cemetery District



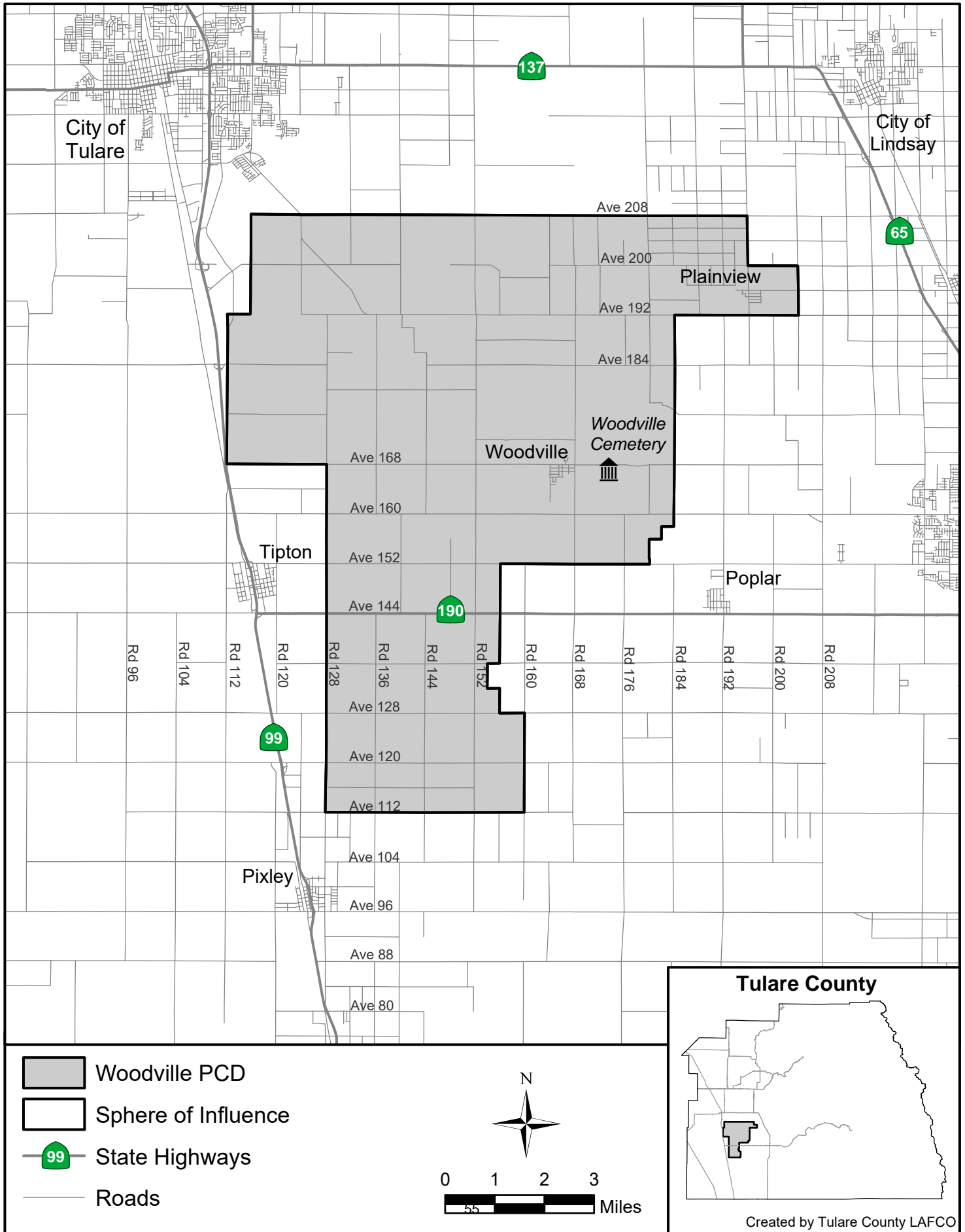
Visalia Public Cemetery District

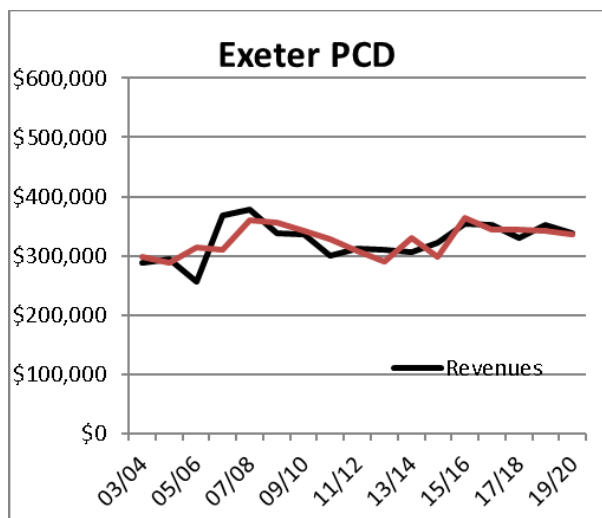
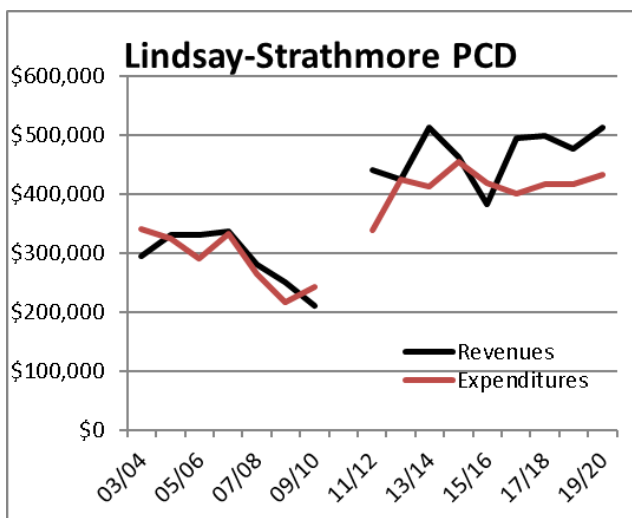
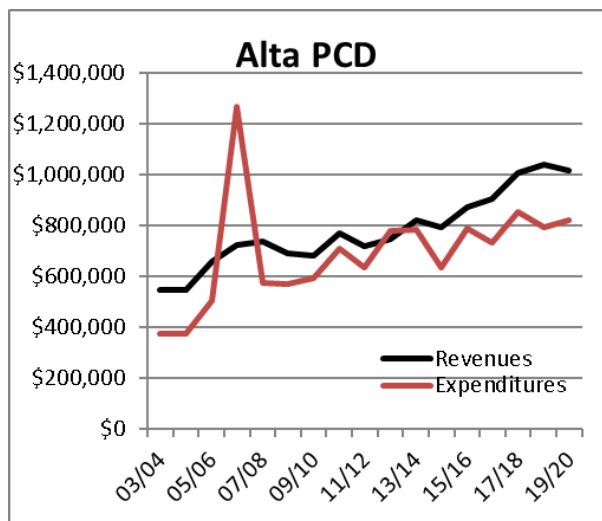
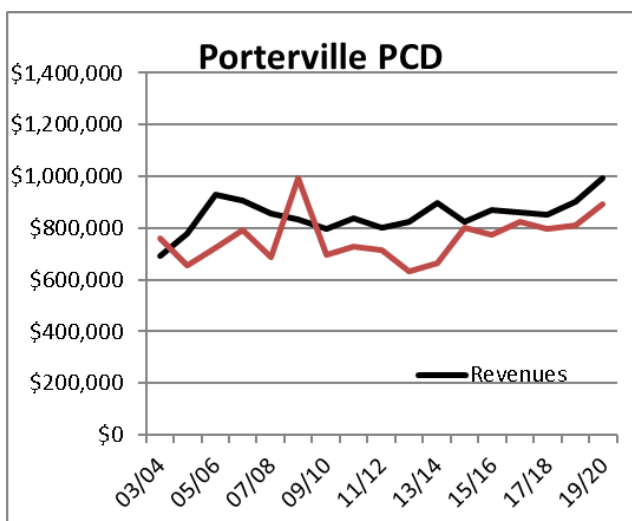
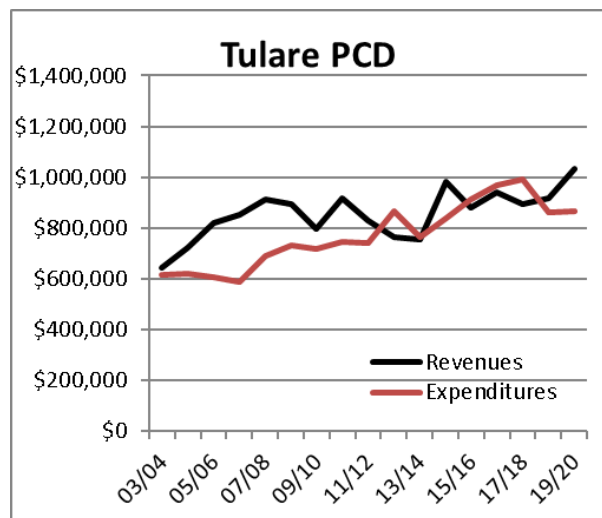
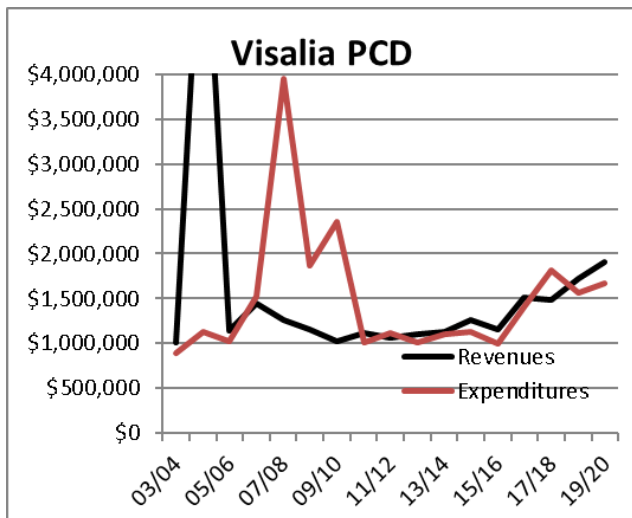


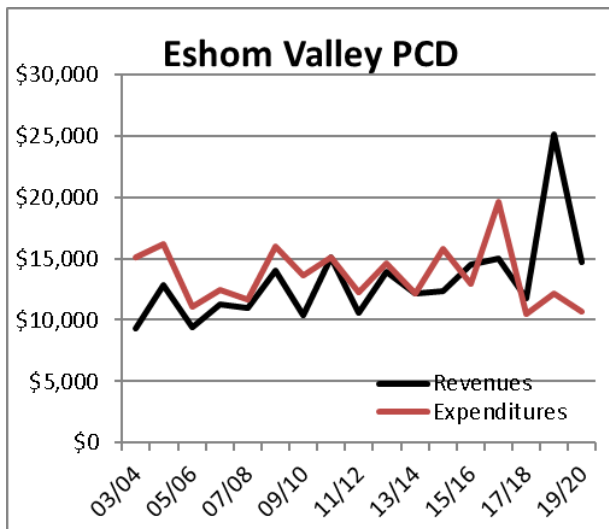
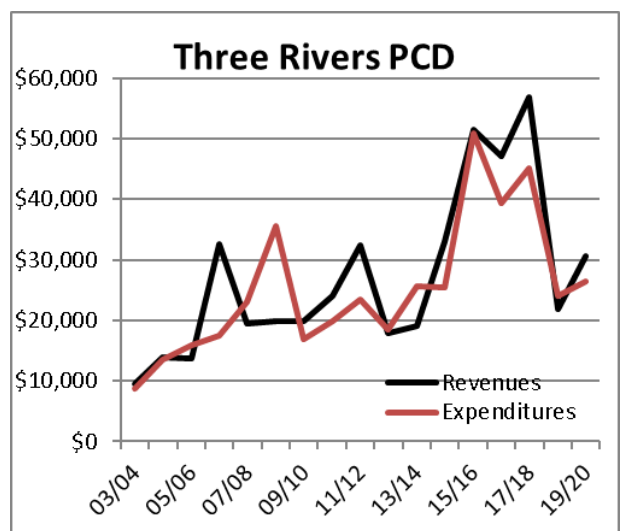
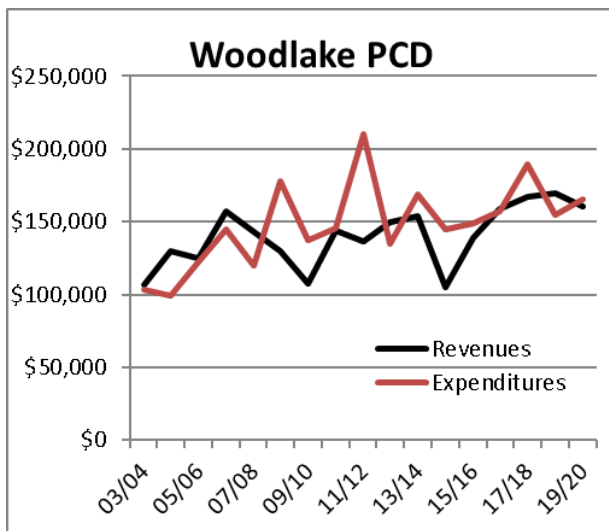
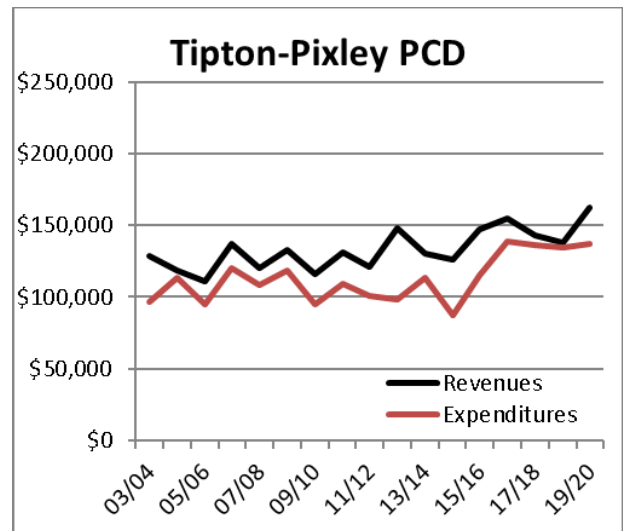
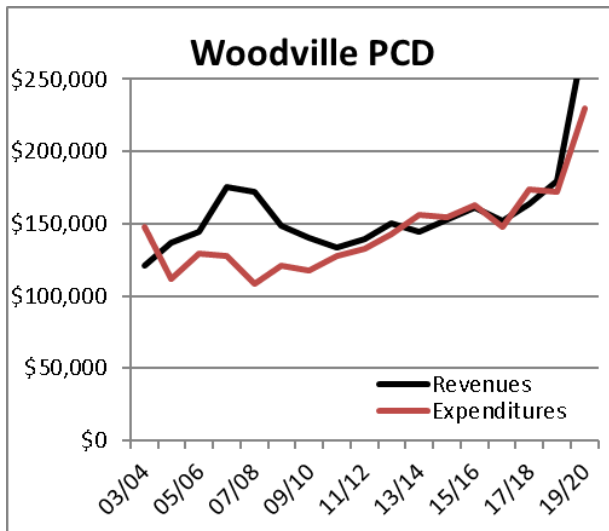
Woodlake Public Cemetery District



Woodville Public Cemetery District







CEMETERY DISTRICTS FY19/20	Alta	Eshom Valley	Exeter	Lindsay - Strathmore	Porterville	Three Rivers	Tipton - Pixley	Tulare	Visalia	Woodlake	Woodville
Revenues											
Taxes and Assessments											
Current Secured & Unsecured	\$169,093	\$10,754	\$71,871	\$104,995	\$307,670	\$7,987	\$87,049	\$172,443	\$146,217	\$48,928	\$80,523
Voter Approved Taxes											
Property Assessments			\$2,506	\$12,119	\$8,706					\$951	
Special Assessments											
Pass-through Property Taxes			\$1,325		\$4,064		\$7,663	\$6,905	\$19,071	\$5,102	
Prior Year and Penalties	\$3,452	\$198	\$1,523	\$2,244	\$6,337		\$1,852	\$2,914	\$3,201	\$1,041	\$1,670
Other	\$54,337	\$200								\$6,130	
Licenses, Permits and Franchises											
Fines, Forfeits and Penalties											
Rev. From Use of Money & Property											
Interest Income	\$87,528	\$178	\$12,173	\$25,330	\$23,991	\$1,279	\$3,911	\$53,189	\$239,328	\$669	\$28,895
Rents, Concessions & Royalties	\$4,184							\$21,400	\$135,436		
Other											
Intergovernmental											
Federal											
State		\$80		\$799	\$2,356	\$59	\$662	\$1,306	\$1,176	\$374	\$624
Other Governmental Agencies	\$1,424		\$549						\$20,387		
Charges for Current Services	\$694,672	\$3,275	\$248,738	\$224,511	\$606,684	\$21,325	\$41,160	\$764,007	\$1,256,104	\$97,048	\$120,411
Self Insurance Contributions											
Other Revenues				\$142,564	\$35,154		\$20,090	\$11,147	\$82,708		\$46,880
TOTAL REVENUES	\$1,014,690	\$14,685	\$338,685	\$512,562	\$994,962	\$30,650	\$162,387	\$1,033,311	\$1,903,628	\$160,243	\$279,003
Expenditures											
Salaries, Wages and Benefits	\$597,455		\$192,806	\$223,882	\$573,526		\$56,561	\$493,380	\$892,092	\$108,602	\$92,915
Services & Supplies	\$182,294	\$10,188	\$114,331	\$120,872	\$152,806	\$26,350	\$47,750	\$315,530	\$439,008	\$56,450	\$69,393
Self Insurance - Claims Paid											
Debt Service											
Retirement of Long-Term Debt											
Interest Expense			\$162								
Fixed Assets	\$42,415		\$23,264	\$27,680	\$113,826		\$14,953	\$58,179	\$340,001		\$67,840
Other Expenditures		\$530	\$4,581	\$60,905	\$54,165		\$17,733				
TOTAL EXPENDITURES	\$822,164	\$10,718	\$335,144	\$433,339	\$894,323	\$26,350	\$136,997	\$867,089	\$1,671,101	\$165,052	\$230,148
REV. OVER (UNDER) EXPENDITURES	\$192,526	\$3,967	\$3,541	\$79,223	\$100,639	\$4,300	\$25,390	\$166,222	\$232,527	(\$4,809)	\$48,855

ALTA PUBLIC CEMETERY DISTRICT	FY 08/09	FY 09/10	FY 10/11	FY 11/12	FY 12/13	FY 13/14	FY 14/15	FY 15/16	FY 16/17	FY 17/18	FY 18/19	FY 19/20
Revenues												
Taxes and Assessments												
Current Secured & Unsecured (1%)	\$127,502	\$115,237	\$124,041	\$126,481	\$125,692	\$142,820	\$146,834	\$157,424	\$182,149	\$201,169	\$216,612	\$169,093
Voter Approved Taxes												
Property Assessments												
Special Assessments												
Prior Year and Penalties	\$70	\$269	\$2,743	\$3,123	\$4,044	\$4,222	\$4,466	\$4,794	\$3,304	\$3,096	\$3,400	\$3,452
Other Taxes and Assessments												\$54,337
Licenses, Permits and Franchises												
Fines, Forfeits and Penalties												
Revenue From Use of Money & Property												
Interest Income	\$87,134	\$60,406	\$63,093	\$43,216	\$29,926	\$25,284	\$28,887	\$32,530	\$35,938	\$44,725	\$67,165	\$87,528
Rents, Concessions and Royalties									\$7,336	\$2,650	\$4,700	\$4,184
Intergovernmental												
Federal												
State	\$12,237	\$12,454	\$10,909	\$19,256	\$48,668	\$19,161	\$19,158	\$27,943	\$21,749			
Other Governmental Agencies						\$4,100	\$7,020	\$1,593	\$1,580	\$1,517	\$1,477	\$1,424
Charges for Current Services	\$453,877	\$488,415	\$561,742	\$525,824	\$533,612	\$626,516	\$585,081	\$634,720	\$650,396	\$749,120	\$745,305	\$694,672
Self Insurance Contributions & Claim Adj.												
Other Revenues	\$7,934	\$3,411	\$8,790	\$1,891	\$2,459			\$10,712		\$4,330		
TOTAL REVENUES	\$688,754	\$680,192	\$771,318	\$719,791	\$744,401	\$822,103	\$791,446	\$869,716	\$902,452	\$1,006,607	\$1,038,659	\$1,014,690
Expenditures												
Salaries, Wages and Benefits	\$353,561	\$352,000	\$382,852	\$417,764	\$442,142	\$467,937	\$423,446	\$460,517	\$477,666	\$505,393	\$529,197	\$597,455
Services & Supplies	\$138,107	\$138,237	\$158,640	\$141,011	\$150,020	\$187,846	\$134,682	\$183,449	\$168,076	\$181,546	\$194,843	\$182,294
Self Insurance - Claims Paid												
Debt Service												
Retirement of Long-Term Debt	\$37,916	\$39,717	\$41,603	\$43,580	\$45,650	\$47,818	\$50,090	\$52,469	\$54,960			
Interest Expense	\$19,656	\$17,855	\$15,968	\$13,992	\$11,922	\$9,754	\$7,482	\$5,103	\$2,612			
Fixed Assets	\$20,681	\$44,796	\$107,738	\$16,912	\$129,268	\$68,006	\$16,859	\$86,748	\$27,125	\$41,454	\$70,060	\$42,415
Other Expenditures										\$122,636		
TOTAL EXPENDITURES	\$569,921	\$592,605	\$706,801	\$633,259	\$779,002	\$781,361	\$632,559	\$788,286	\$730,439	\$851,029	\$794,100	\$822,164
REVENUES OVER (UNDER) EXPENDITURES	\$118,833	\$87,587	\$64,517	\$86,532	(\$34,601)	\$40,742	\$158,887	\$81,430	\$172,013	\$155,578	\$244,559	\$192,526

ESHOM VALLEY PUBLIC CEMETERY DIST.	FY 08/09	FY 09/10	FY 10/11	FY 11/12	FY 12/13	FY 13/14	FY 14/15	FY 15/16	FY 16/17	FY 17/18	FY 18/19	FY 19/20
Revenues												
Taxes and Assessments												
Current Secured & Unsecured (1%)	\$11,009	\$9,164	\$9,795	\$9,510	\$9,801	\$10,507	\$10,409	\$10,538	\$10,280	\$10,822	\$11,190	\$10,754
Voter Approved Taxes												
Property Assessments												
Special Assessments												
Prior Year and Penalties	\$4	\$19	\$212	\$251	\$302	\$336	\$352	\$362	\$237	\$211	\$227	\$198
Other									\$111	\$170		\$200
Licenses, Permits and Franchises												
Fines, Forfeits and Penalties												
Revenue From Use of Money & Property												
Interest Income	\$686	\$372	\$462	\$211	\$120	\$112	\$97	\$78	\$64	\$65	\$267	\$178
Rents, Concessions and Royalties												
Other											\$13,070	
Intergovernmental												
Federal												
State	\$131	\$132	\$123	\$120	\$1,062	\$119	\$111	\$100	\$93	\$91	\$88	\$80
Other Governmental Agencies												
Charges for Current Services	\$1,729		\$4,507	\$519	\$2,644	\$1,125	\$1,428	\$1,042	\$4,263	\$202	\$276	\$3,275
Self Insurance Contributions & Claim Adj.												
Other Revenues	\$454	\$726						\$2,442		\$195	\$1	
TOTAL REVENUES	\$14,013	\$10,413	\$15,099	\$10,611	\$13,929	\$12,199	\$12,397	\$14,562	\$15,048	\$11,756	\$25,119	\$14,685
Expenditures												
Salaries, Wages and Benefits	\$10,321	\$9,913	\$10,571	\$9,915	\$9,301	\$9,120	\$9,973	\$9,398	\$9,238	\$2,314		
Services & Supplies	\$5,718	\$3,682	\$4,574	\$2,349	\$5,270	\$3,013	\$5,854	\$3,533	\$10,418	\$7,864	\$9,906	\$10,188
Self Insurance - Claims Paid												
Debt Service												
Retirement of Long-Term Debt												
Interest Expense												
Fixed Assets												
Other Expenditures										\$281	\$2,261	\$530
TOTAL EXPENDITURES	\$16,039	\$13,595	\$15,145	\$12,264	\$14,571	\$12,133	\$15,827	\$12,931	\$19,656	\$10,459	\$12,167	\$10,718
REVENUES OVER (UNDER) EXPENDITURES	(\$2,026)	(\$3,182)	(\$46)	(\$1,653)	(\$642)	\$66	(\$3,430)	\$1,631	(\$4,608)	\$1,297	\$12,952	\$3,967

EXETER PUBLIC CEMETERY DISTRICT	FY 08/09	FY 09/10	FY 10/11	FY 11/12	FY 12/13	FY 13/14	FY 14/15	FY 15/16	FY 16/17	FY 17/18	FY 18/19	FY 19/20
Revenues												
Taxes and Assessments												
Current Secured & Unsecured (1%)	\$55,468	\$46,958	\$52,181	\$50,762	\$61,044	\$59,134	\$60,283	\$64,579	\$59,674	\$68,086	\$69,789	\$71,871
Voter Approved Taxes												
Property Assessments												\$2,506
Special Assessments												
Pass-through Property Taxes												\$1,325
Prior Year and Penalties	\$20	\$95	\$1,011	\$1,225	\$1,551	\$1,738	\$1,802	\$1,907	\$1,353	\$1,367	\$1,459	\$1,523
Licenses, Permits and Franchises												
Fines, Forfeits and Penalties												
Revenue From Use of Money & Property												
Interest Income	\$16,232	\$10,323	\$10,372	\$6,407	\$4,423	\$3,862	\$4,273	\$5,180	\$5,620	\$6,603	\$9,362	\$12,173
Rents, Concessions and Royalties												
Intergovernmental												
Federal												
State	\$647											
Other Governmental Agencies	\$343	\$697	\$669	\$7,360	\$625			\$500	\$552	\$584	\$576	\$549
Charges for Current Services	\$265,293	\$278,450	\$236,373	\$245,960	\$242,442	\$241,738	\$256,549	\$282,044	\$277,689	\$250,923	\$259,629	\$248,738
Self Insurance Contributions & Claim Adj.												
Other Revenues	\$1,000	\$200						\$566	\$8,009	\$3,207	\$11,417	
TOTAL REVENUES	\$339,003	\$336,723	\$300,606	\$311,714	\$310,085	\$306,472	\$322,907	\$354,776	\$352,897	\$330,770	\$352,232	\$338,685
Expenditures												
Salaries, Wages and Benefits	\$199,151	\$211,834	\$203,834	\$196,933	\$184,071	\$192,712	\$191,217	\$190,198	\$201,845	\$204,118	\$195,406	\$192,806
Services & Supplies	\$143,771	\$108,696	\$110,238	\$98,966	\$106,933	\$131,276	\$107,124	\$160,102	\$113,096	\$118,736	\$126,519	\$114,331
Self Insurance - Claims Paid												
Debt Service												
Retirement of Long-Term Debt								\$12,574				
Interest Expense								\$2,041	\$1,473	\$1,066	\$645	\$162
Fixed Assets (Depreciation & Amortization)	\$13,390	\$21,574	\$13,758	\$13,125		\$7,097			\$6,900			\$23,264
Other Expenditures									\$20,181	\$19,801	\$19,087	\$4,581
TOTAL EXPENDITURES	\$356,312	\$342,104	\$327,830	\$309,024	\$291,004	\$331,085	\$298,341	\$364,915	\$343,495	\$343,721	\$341,657	\$335,144
REVENUES OVER (UNDER) EXPENDITURES	(\$17,309)	(\$5,381)	(\$27,224)	\$2,690	\$19,081	(\$24,613)	\$24,566	(\$10,139)	\$9,402	(\$12,951)	\$10,575	\$3,541

LINDSAY-STRATHMORE PCD	FY 08/09	FY 09/10	FY 10/11	FY 11/12	FY 12/13	FY 13/14	FY 14/15	FY 15/16	FY 16/17	FY 17/18	FY 18/19	FY 19/20
Revenues												
Taxes and Assessments												
Current Secured & Unsecured (1%)	\$84,865	\$81,382		\$81,927	\$86,189	\$82,674	\$84,220	\$89,142	\$91,348	\$96,830	\$100,849	\$104,995
Voter Approved Taxes												
Property Assessments												\$12,119
Special Assessments									\$11,519	\$13,733	\$11,892	
Pass Through Property Taxes												
Prior Year and Penalties	\$32	\$153		\$2,041	\$2,747	\$2,790	\$2,843	\$3,012	\$2,081	\$2,092	\$2,110	\$2,244
Licenses, Permits and Franchises												
Fines, Forfeits and Penalties												
Revenue From Use of Money & Property												
Interest Income	\$11,538	\$7,865		\$6,686	\$5,559	\$5,474	\$7,379	\$9,332	\$10,799	\$12,663	\$18,377	\$25,330
Rents, Concessions and Royalties												
Intergovernmental												
Federal												
State	\$1,019	\$1,086		\$1,077	\$996	\$948	\$906	\$860	\$834	\$818	\$806	\$799
Other Governmental Agencies					\$10,843	\$11,859	\$9,654		\$27,055			
Charges for Current Services	\$153,978	\$120,687		\$216,012	\$190,622	\$227,736	\$254,081	\$201,403	\$201,038	\$255,984	\$217,039	\$224,511
Self Insurance Contributions & Claim Adj.												
Other Revenues				\$133,080	\$128,286	\$181,481	\$105,037	\$79,445	\$150,061	\$118,117	\$126,041	\$142,564
TOTAL REVENUES	\$251,432	\$211,173		\$440,823	\$425,242	\$512,962	\$464,120	\$383,194	\$494,735	\$500,237	\$477,114	\$512,562
Expenditures												
Salaries, Wages and Benefits	\$177,746	\$154,293		\$173,284	\$169,419	\$185,327	\$241,206	\$256,374	\$177,012	\$223,813	\$232,033	\$223,882
Services & Supplies	\$34,210	\$53,467		\$165,700	\$177,730	\$227,102	\$177,437	\$161,928	\$141,208	\$105,354	\$98,111	\$120,872
Self Insurance - Claims Paid												
Debt Service												
Retirement of Long-Term Debt												
Interest Expense												
Fixed Assets (Depreciation & Amortization)	\$3,767	\$34,652			\$78,150		\$36,608		\$18,538	\$21,766	\$29,381	\$27,680
Other Expenditures									\$63,547	\$65,974	\$56,895	\$60,905
TOTAL EXPENDITURES	\$215,723	\$242,412		\$338,984	\$425,299	\$412,429	\$455,251	\$418,302	\$400,305	\$416,907	\$416,420	\$433,339
REVENUES OVER (UNDER) EXPENDITURES	\$35,709	(\$31,239)		\$101,839	(\$57)	\$100,533	\$8,869	(\$35,108)	\$94,430	\$83,330	\$60,694	\$79,223

FY 10/11 information was not reported to the State Controller

PORTERVILLE PUBLIC CEMETERY DIST.	FY 08/09	FY 09/10	FY 10/11	FY 11/12	FY 12/13	FY 13/14	FY 14/15	FY 15/16	FY 16/17	FY 17/18	FY 18/19	FY 19/20
Revenues												
Taxes and Assessments												
Current Secured & Unsecured (1%)	\$235,429	\$203,195	\$227,402	\$227,089	\$232,904	\$239,517	\$246,551	\$261,930	\$263,673	\$282,432	\$294,968	\$307,670
Voter Approved Taxes												
Property Assessments										\$3,503	\$3,806	\$8,706
Special Assessments									\$3,180			
Pass-through Property Taxes												\$4,064
Prior Year and Penalties	\$420	\$424				\$7,518	\$8,013	\$8,594	\$5,910	\$5,984	\$5,978	\$6,337
Licenses, Permits and Franchises												
Fines, Forfeits and Penalties												
Revenue From Use of Money & Property												
Interest Income	\$88,655	\$55,265	\$52,428	\$39,134	\$27,615	\$6,809	\$28,378	\$30,518	\$34,168	\$13,234	\$19,043	\$23,991
Rents, Concessions and Royalties												
Intergovernmental												
Federal												
State	\$1,425	\$2,975	\$2,851	\$2,874	\$2,772	\$2,715	\$2,637	\$2,495	\$2,441	\$2,421	\$2,387	\$2,356
Other Governmental Agencies		\$28,919										
Charges for Current Services	\$507,190	\$500,516	\$410,710	\$415,738	\$426,627	\$502,359	\$412,611	\$564,045	\$541,081	\$533,807	\$562,844	\$606,684
Self Insurance Contributions & Claim Adj.												
Other Revenues		\$4,357	\$145,264	\$117,665	\$135,758	\$139,786	\$126,987	\$17	\$9,514	\$10,423	\$13,210	\$35,154
TOTAL REVENUES	\$833,119	\$795,651	\$838,655	\$802,500	\$825,676	\$898,704	\$825,177	\$867,599	\$859,967	\$851,804	\$902,236	\$994,962
Expenditures												
Salaries, Wages and Benefits	\$471,920	\$442,787	\$415,344	\$411,342	\$414,663	\$424,321	\$470,912	\$467,834	\$519,760	\$457,319	\$477,879	\$573,526
Services & Supplies	\$239,623	\$189,794	\$253,972	\$302,636	\$217,814	\$240,326	\$331,220	\$299,793	\$151,454	\$245,463	\$169,465	\$152,806
Self Insurance - Claims Paid												
Debt Service												
Retirement of Long-Term Debt												
Interest Expense												
Fixed Assets (Depreciation & Amortization)	\$279,575	\$63,479	\$59,237						\$94,492	\$92,822	\$104,336	\$113,826
Other Expenditures								\$5,990	\$56,327	\$584	\$58,453	\$54,165
TOTAL EXPENDITURES	\$991,118	\$696,060	\$728,553	\$713,978	\$632,477	\$664,647	\$802,132	\$773,617	\$822,033	\$796,188	\$810,133	\$894,323
REVENUES OVER (UNDER) EXPENDITURES	(\$157,999)	\$99,591	\$110,102	\$88,522	\$193,199	\$234,057	\$23,045	\$93,982	\$37,934	\$55,616	\$92,103	\$100,639

THREE RIVERS PUBLIC CEMETERY DIST.	FY 08/09	FY 09/10	FY 10/11	FY 11/12	FY 12/13	FY 13/14	FY 14/15	FY 15/16	FY 16/17	FY 17/18	FY 18/19	FY 19/20
Revenues												
Taxes and Assessments												
Current Secured & Unsecured (1%)	\$6,188	\$5,546	\$6,207	\$6,175	\$6,602	\$6,514	\$6,527	\$6,669	\$6,890	\$7,292	\$7,660	\$7,987
Voter Approved Taxes												
Property Assessments												
Special Assessments												
Prior Year and Penalties												
Licenses, Permits and Franchises												
Fines, Forfeits and Penalties												
Revenue From Use of Money & Property												
Interest Income	\$1,627	\$702	\$847	\$591	\$778	\$326	\$360	\$439	\$447	\$665	\$998	\$1,279
Rents, Concessions and Royalties												
Intergovernmental												
Federal												
State	\$75	\$81	\$39	\$77	\$75	\$73	\$73	\$63	\$62	\$61	\$60	\$59
Other Governmental Agencies			\$500									
Charges for Current Services	\$11,930	\$13,480	\$16,450	\$25,450	\$10,350	\$12,195	\$26,100	\$44,350	\$36,800	\$48,803	\$13,091	\$21,325
Self Insurance Contributions & Claim Adj.												
Other Revenues								\$3,000				
TOTAL REVENUES	\$19,820	\$19,809	\$24,043	\$32,293	\$17,805	\$19,108	\$33,060	\$51,521	\$47,199	\$56,821	\$21,809	\$30,650
Expenditures												
Salaries, Wages and Benefits												
Services & Supplies	\$23,604	\$16,848	\$19,869	\$23,402	\$18,544	\$21,445	\$21,071	\$23,852	\$39,329	\$45,109	\$24,111	\$26,350
Self Insurance - Claims Paid												
Debt Service												
Retirement of Long-Term Debt												
Interest Expense												
Fixed Assets	\$12,000					\$4,232	\$4,405	\$26,999				
Other Expenditures												
TOTAL EXPENDITURES	\$35,604	\$16,848	\$19,869	\$23,402	\$18,544	\$25,677	\$25,476	\$50,851	\$39,329	\$45,109	\$24,111	\$26,350
REVENUES OVER (UNDER) EXPENDITURES	(\$15,784)	\$2,961	\$4,174	\$8,891	(\$739)	(\$6,569)	\$7,584	\$670	\$7,870	\$11,712	(\$2,302)	\$4,300

TIPTON-PIXLEY PUBLIC CEMETERY DIST.	FY 08/09	FY 09/10	FY 10/11	FY 11/12	FY 12/13	FY 13/14	FY 14/15	FY 15/16	FY 16/17	FY 17/18	FY 18/19	FY 19/20
Revenues												
Taxes and Assessments												
Current Secured & Unsecured (1%)	\$63,992	\$77,575	\$73,762	\$69,834	\$67,032	\$68,254	\$69,732	\$77,056	\$81,529	\$83,178	\$84,581	\$87,049
Voter Approved Taxes												
Property Assessments												
Special Assessments												
Pass Through Property Taxes												\$7,663
Prior Year and Penalties	\$26				\$2,188	\$2,374	\$2,359	\$2,501	\$1,796	\$1,864	\$1,789	\$1,852
Licenses, Permits and Franchises												
Fines, Forfeits and Penalties												
Revenue From Use of Money & Property												
Interest Income	\$8,647	\$2,661	\$4,112	\$5,332	\$3,891	\$3,791	\$4,092	\$4,169	\$2,236	\$2,714	\$3,843	\$3,911
Rents, Concessions and Royalties												
Intergovernmental												
Federal	\$109											
State	\$1,950	\$500	\$911	\$866	\$860	\$789	\$759	\$757	\$760	\$715	\$700	\$662
Other Governmental Agencies					\$16,975	\$4,863	\$6,930					
Charges for Current Services	\$53,205	\$35,200	\$50,810	\$44,370	\$57,390	\$50,007	\$42,075	\$43,231	\$61,626	\$47,126	\$39,910	\$41,160
Self Insurance Contributions & Claim Adj.												
Other Revenues	\$4,945		\$1,405	\$474				\$19,408	\$6,803	\$7,086	\$7,330	\$20,090
TOTAL REVENUES	\$132,874	\$115,936	\$131,000	\$120,876	\$148,336	\$130,078	\$125,947	\$147,122	\$154,750	\$142,683	\$138,153	\$162,387
Expenditures												
Salaries, Wages and Benefits	\$41,926	\$41,814	\$49,958	\$48,016	\$50,005	\$48,220	\$33,297	\$52,395	\$54,192	\$60,105	\$56,554	\$56,561
Services & Supplies	\$53,063	\$53,156	\$58,892	\$52,622	\$48,429	\$64,913	\$54,190	\$62,452	\$43,818	\$44,651	\$46,936	\$47,750
Self Insurance - Claims Paid												
Debt Service												
Retirement of Long-Term Debt												
Interest Expense												
Fixed Assets (Depreciation & Amortization)	\$23,090								\$10,652	\$9,948	\$10,819	\$14,953
Other Expenditures									\$29,665	\$21,683	\$19,979	\$17,733
TOTAL EXPENDITURES	\$118,079	\$94,970	\$108,850	\$100,638	\$98,434	\$113,133	\$87,487	\$114,847	\$138,327	\$136,387	\$134,288	\$136,997
REVENUES OVER (UNDER) EXPENDITURES	\$14,795	\$20,966	\$22,150	\$20,238	\$49,902	\$16,945	\$38,460	\$32,275	\$16,423	\$6,296	\$3,865	\$25,390

TULARE PUBLIC CEMETERY DISTRICT	FY 08/09	FY 09/10	FY 10/11	FY 11/12	FY 12/13	FY 13/14	FY 14/15	FY 15/16	FY 16/17	FY 17/18	FY 18/19	FY 19/20
Revenues												
Taxes and Assessments												
Current Secured & Unsecured (1%)	\$121,473	\$112,981	\$113,113	\$120,966	\$127,963	\$130,812	\$133,424	\$139,093	\$150,323	\$146,054	\$164,488	\$172,443
Voter Approved Taxes												
Property Assessments												
Special Assessments												
Pass through Property Taxes												\$6,905
Prior Year and Penalties	\$50	\$217	\$2,446	\$2,991	\$3,661	\$3,854	\$4,071	\$4,454	\$3,119	\$2,963	\$2,877	\$2,914
Other										\$13,491		
Licenses, Permits and Franchises												
Fines, Forfeits and Penalties												
Revenue From Use of Money & Property												
Interest Income	\$67,078	\$54,134	\$56,179	\$43,179	\$30,056	\$27,458	\$28,644	\$28,379	\$27,222	\$28,444	\$39,438	\$53,189
Rents, Concessions and Royalties											\$8,400	\$21,400
Other											\$24,193	
Intergovernmental												
Federal												
State	\$1,116	\$7,820	\$4,964	\$3,548	\$1,383	\$1,364	\$1,352	\$1,307	\$1,309	\$1,298	\$1,355	\$1,306
Other Governmental Agencies									\$51,194	\$36		
Charges for Current Services	\$698,062	\$612,850	\$733,788	\$649,651	\$590,981	\$583,130	\$751,212	\$676,190	\$692,384	\$694,978	\$668,062	\$764,007
Self Insurance Contributions & Claim Adj.												
Other Revenues	\$7,455	\$7,835	\$7,791	\$7,832	\$8,031	\$7,350	\$63,213	\$30,726	\$13,141	\$9,151	\$6,510	\$11,147
TOTAL REVENUES	\$895,234	\$795,837	\$918,281	\$828,167	\$762,075	\$753,968	\$981,916	\$880,149	\$938,692	\$896,415	\$915,323	\$1,033,311
Expenditures												
Salaries, Wages and Benefits	\$407,019	\$394,756	\$413,277	\$434,864	\$414,307	\$421,980	\$399,897	\$394,643	\$396,506	\$378,144	\$440,918	\$493,380
Services & Supplies	\$306,322	\$313,348	\$272,549	\$287,478	\$356,669	\$331,992	\$396,043	\$430,931	\$437,079	\$439,858	\$377,143	\$315,530
Self Insurance - Claims Paid												
Debt Service												
Retirement of Long-Term Debt										\$38,015	\$31,644	
Interest Expense												
Fixed Assets	\$18,750	\$11,217	\$61,804	\$19,390	\$97,085	\$10,350	\$44,748	\$85,698	\$136,961	\$135,404	\$11,374	\$58,179
Other Expenditures												
TOTAL EXPENDITURES	\$732,091	\$719,321	\$747,630	\$741,732	\$868,061	\$764,322	\$840,688	\$911,272	\$970,546	\$991,421	\$861,079	\$867,089
REVENUES OVER (UNDER) EXPENDITURES	\$163,143	\$76,516	\$170,651	\$86,435	(\$105,986)	(\$10,354)	\$141,228	(\$31,123)	(\$31,854)	(\$95,006)	\$54,244	\$166,222

VISALIA PUBLIC CEMETERY DISTRICT	FY 10/11	FY 11/12	FY 12/13	FY 13/14	FY 14/15	FY 15/16	FY 16/17	FY 17/18	FY 18/19	FY 19/20
Revenues										
Taxes and Assessments										
Current Secured & Unsecured (1%)	\$105,472	\$102,074	\$98,592	\$116,284	\$117,325	\$120,947	\$145,168	\$152,515	\$142,886	\$146,217
Voter Approved Taxes										
Property Assessments										
Special Assessments										
Pass through Property Taxes										\$19,071
Prior Year and Penalties	\$2,021	\$2,540	\$3,109	\$193	\$3,535	\$5,614			\$2,640	\$3,201
Other									\$12,826	
Licenses, Permits and Franchises										
Fines, Forfeits and Penalties										
Revenue From Use of Money & Property										
Interest Income	\$134,760	\$101,103	\$92,075	\$87,090	\$92,202	\$99,080	\$5,206	\$82,751	\$250,066	\$239,328
Rents, Concessions and Royalties	\$118,897	\$104,924	\$118,541	\$119,298	\$111,949	\$106,552	\$100,737	\$35,765	\$104,763	\$135,436
Intergovernmental										
Federal										
State	\$1,335	\$1,345	\$1,281	\$636	\$1,264	\$1,219		\$1,192	\$1,195	\$1,176
Other Governmental Agencies		\$5,912	\$29,361	\$13,169	\$11,078			\$99,995		\$20,387
Charges for Current Services	\$737,958	\$734,024	\$760,472	\$785,009	\$918,569	\$807,319	\$1,253,262	\$1,109,897	\$1,194,169	\$1,256,104
Self Insurance Contributions & Claim Adj.										
Other Revenues	\$13,467	\$17,263	(\$16)	\$2,469	\$453	\$16,147	\$5,459	\$9,251	\$16,154	\$82,708
TOTAL REVENUES	\$1,113,910	\$1,069,185	\$1,103,415	\$1,124,148	\$1,256,375	\$1,156,878	\$1,509,832	\$1,491,366	\$1,724,699	\$1,903,628
Expenditures										
Salaries, Wages and Benefits	\$330,058	\$345,701	\$345,927	\$359,181	\$330,856	\$304,905	\$377,354	\$524,881	\$889,612	\$892,092
Services & Supplies	\$636,834	\$652,114	\$633,642	\$684,034	\$681,732	\$650,148	\$1,026,340	\$954,738	\$568,559	\$439,008
Self Insurance - Claims Paid										
Debt Service										
Retirement of Long-Term Debt										
Interest Expense										
Fixed Assets	\$42,199	\$113,647	\$30,210	\$54,719	\$108,342	\$40,592		\$341,181	\$109,709	\$340,001
Other Expenditures	\$4,810	\$3,716	\$3,105	\$3,230	\$3,457	\$5,058				
TOTAL EXPENDITURES	\$1,013,901	\$1,115,178	\$1,012,884	\$1,101,164	\$1,124,387	\$1,000,703	\$1,403,694	\$1,820,800	\$1,567,880	\$1,671,101
REVENUES OVER (UNDER) EXPENDITURES	\$100,009	(\$45,993)	\$90,531	\$22,984	\$131,988	\$156,175	\$106,138	(\$329,434)	\$156,819	\$232,527

WOODLAKE PUBLIC CEMETERY DISTRICT	FY 08/09	FY 09/10	FY 10/11	FY 11/12	FY 12/13	FY 13/14	FY 14/15	FY 15/16	FY 16/17	FY 17/18	FY 18/19	FY 19/20
Revenues												
Taxes and Assessments												
Current Secured & Unsecured (1%)	\$43,947	\$37,681	\$42,045	\$42,944	\$43,215	\$46,115	\$47,649	\$49,981	\$43,061	\$51,091	\$53,126	\$48,928
Voter Approved Taxes												
Property Assessments									\$636	\$888	\$898	\$951
Special Assessments												
Pass through Property Taxes												\$5,102
Prior Year and Penalties	\$19	\$74	\$880	\$1,088	\$1,376	\$1,500	\$1,562	\$1,677	\$1,057	\$894	\$988	\$1,041
Other									\$383		\$63	\$6,130
Licenses, Permits and Franchises												
Fines, Forfeits and Penalties												
Revenue From Use of Money & Property												
Interest Income	\$8,881	\$5,125	\$4,940	\$3,412	\$2,345	\$1,979	\$1,849	\$1,807	\$1,808	\$1,897	\$2,585	\$669
Rents, Concessions and Royalties												
Intergovernmental												
Federal												
State	\$532	\$547	\$533	\$549	\$4,297	\$528	\$515	\$484	\$394	\$389	\$383	\$374
Other Governmental Agencies	\$2,600	\$2,737	\$2,466	\$5,862								
Charges for Current Services	\$73,900	\$61,484	\$93,040	\$82,910	\$98,474	\$103,978	\$53,371	\$79,717	\$102,772	\$108,239	\$106,727	\$97,048
Self Insurance Contributions & Claim Adj.												
Other Revenues	\$250	\$221						\$5,556	\$8,400	\$4,096	\$4,680	
TOTAL REVENUES	\$130,129	\$107,869	\$143,904	\$136,765	\$149,707	\$154,100	\$104,946	\$139,222	\$158,511	\$167,494	\$169,450	\$160,243
Expenditures												
Salaries, Wages and Benefits	\$90,674	\$92,165	\$94,368	\$97,292	\$94,631	\$102,150	\$96,033	\$104,194	\$105,918	\$114,013	\$110,970	\$108,602
Services & Supplies	\$44,095	\$35,719	\$37,456	\$38,777	\$40,279	\$50,074	\$48,563	\$40,480	\$51,362	\$62,770	\$41,706	\$56,450
Self Insurance - Claims Paid												
Debt Service												
Retirement of Long-Term Debt						\$12,510		\$3,374		\$11,923	\$1,934	
Interest Expense						\$4,048		\$826		\$477	\$466	
Fixed Assets	\$42,877	\$9,545	\$13,762	\$74,000								
Other Expenditures												
TOTAL EXPENDITURES	\$177,646	\$137,429	\$145,586	\$210,069	\$134,910	\$168,782	\$144,596	\$148,874	\$157,280	\$189,183	\$155,076	\$165,052
REVENUES OVER (UNDER) EXPENDITURES	(\$43,767)	(\$26,860)	\$2,293	\$4,221	\$17,722	(\$9,957)	(\$39,650)	(\$9,652)	\$1,231	(\$21,689)	\$14,374	(\$4,809)
Financing Sources (Uses)												
Proceeds of Long-Term Debt				\$74,000								
Other Financing Sources	\$3,750	\$2,700	\$3,975	\$3,525	\$2,925	\$4,725						
Other Financing (Uses)												
Operating Transfers In												
Operating Transfers Out												
Total Other Financing Sources	\$3,750	\$2,700	\$3,975	\$77,525	\$2,925	\$4,725						

WOODVILLE PUBLIC CEMETERY DISTRICT	FY 08/09	FY 09/10	FY 10/11	FY 11/12	FY 12/13	FY 13/14	FY 14/15	FY 15/16	FY 16/17	FY 17/18	FY 18/19	FY 19/20
Revenues												
Taxes and Assessments												
Current Secured & Unsecured (1%)	\$50,403	\$46,399	\$51,941	\$54,286	\$72,519	\$66,492	\$68,597	\$68,028	\$72,386	\$74,347	\$76,893	\$80,523
Voter Approved Taxes												
Property Assessments												
Special Assessments												
Prior Year and Penalties	\$23	\$92	\$994	\$91	\$108	\$132	\$109	\$85	\$72	\$1,639	\$1,609	\$1,670
Licenses, Permits and Franchises												
Fines, Forfeits and Penalties												
Revenue From Use of Money & Property												
Interest Income	\$41,887	\$28,363	\$29,483	\$19,466	\$13,529	\$11,460	\$12,392	\$13,434	\$14,180	\$16,475	\$22,473	\$28,895
Rents, Concessions and Royalties												
Intergovernmental												
Federal												
State	\$435	\$682	\$669	\$676	\$704	\$690	\$652	\$616	\$670	\$648	\$631	\$624
Other Governmental Agencies												
Charges for Current Services	\$55,566	\$64,516	\$50,211	\$64,507	\$63,364	\$65,613	\$70,823	\$78,704	\$64,441	\$70,371	\$78,233	\$120,411
Self Insurance Contributions & Claim Adj.												
Other Revenues										\$187	\$141	\$46,880
TOTAL REVENUES	\$148,314	\$140,052	\$133,298	\$139,026	\$150,224	\$144,387	\$152,573	\$160,867	\$151,749	\$163,667	\$179,980	\$279,003
Expenditures												
Salaries, Wages and Benefits	\$62,466	\$65,624	\$77,732	\$72,737	\$75,746	\$77,904	\$81,177	\$86,604	\$88,944	\$84,703	\$86,239	\$92,915
Services & Supplies	\$44,552	\$44,156	\$49,661	\$52,705	\$54,448	\$59,283	\$64,184	\$64,246	\$59,173	\$73,524	\$73,694	\$69,393
Self Insurance - Claims Paid												
Debt Service												
Retirement of Long-Term Debt												
Interest Expense												
Fixed Assets	\$14,359	\$8,269		\$7,130	\$12,278	\$18,912	\$9,455	\$12,123		\$15,156	\$11,866	\$67,840
Other Expenditures												
TOTAL EXPENDITURES	\$121,377	\$118,049	\$127,393	\$132,572	\$142,472	\$156,099	\$154,816	\$162,973	\$148,117	\$173,383	\$171,799	\$230,148
REVENUES OVER (UNDER) EXPENDITURES	\$26,937	\$22,003	\$5,905	\$6,454	\$7,752	(\$11,712)	(\$2,243)	(\$2,106)	\$3,632	(\$9,716)	\$8,181	\$48,855

This page intentionally left blank.

CALAFCO Daily Legislative Report as of Tuesday, January 11, 2022

AB 703 (Rubio, Blanca D) Open meetings: local agencies: teleconferences.

Current Text: Amended: 4/29/2021 [html](#) [pdf](#)

Introduced: 2/16/2021

Last Amended: 4/29/2021

Status: 5/7/2021-Failed Deadline pursuant to Rule 61(a)(3). (Last location was L. GOV. on 2/25/2021)(May be acted upon Jan 2021)

Summary:

Current law, by Executive Order N-29-20, suspends the Ralph M. Brown Act's requirements for teleconferencing during the COVID-19 pandemic, provided that notice requirements are met, the ability of the public to observe and comment is preserved, as specified, and that a local agency permitting teleconferencing have a procedure for receiving and swiftly resolving requests for reasonable accommodation for individuals with disabilities, as specified. This bill would remove the notice requirements particular to teleconferencing and would revise the requirements of the act to allow for teleconferencing subject to existing provisions regarding the posting of notice of an agenda, provided that the public is allowed to observe the meeting and address the legislative body directly both in person and remotely via a call-in option or internet-based service option, and that a quorum of members participate in person from a singular physical location clearly identified on the agenda that is open to the public and situated within the jurisdiction.

Position: Watch

Subject: Brown Act

CALAFCO Comments: As amended on 4/29/21, the bill requires local agencies to allow for public participation during meetings of the legislative body both at in-person and via a call-in or internet-based option. It further requires that if the agency holds a teleconference meeting, at least a quorum of the governing body shall participate in person from a single location which shall be open to the public (and located within the boundaries of the jurisdiction).

Despite these requirements, the bill is not marked fiscal. Further, it applies only to local agencies, not state agencies. The bill is sponsored by Three Valleys Municipal Water Agency.

AB 1195 (Garcia, Cristina D) Drinking water.

Current Text: Amended: 5/24/2021 [html](#) [pdf](#)

Introduced: 2/18/2021

Last Amended: 5/24/2021

Status: 7/14/2021-Failed Deadline pursuant to Rule 61(a)(11). (Last location was N.R. & W. on 6/9/2021)(May be acted upon Jan 2022)

Summary:

Current law establishes the Safe and Affordable Drinking Water Fund in the State Treasury to help water systems provide an adequate and affordable supply of safe drinking water in both the near and long terms. Current law authorizes the state board to provide for the deposit into the fund of certain moneys and continuously appropriates the moneys in the fund to the state board for grants, loans, contracts, or services to assist eligible recipients. This bill would prohibit a public water system from transferring or abandoning a water right held by the public water system except upon approval of the state board, as prescribed.

Attachments:

CALAFCO Letter of Concern - April 2021

AB 1195 Fact Sheet

Position: Watch With Concerns

Subject: Water

CALAFCO Comments: As amended on 4-6-21, the bill was gut and amended and now creates the So LA County Human Rights to Water Collaboration Act. It requires the Water Board to appoint a commissioner to implement the Safe & Affordable Funding for Equity & Resilience Program and gives the commissioner certain authorities (although they are not clearly spelled out). It requires the commissioner by 12-31-24 to submit to the Water Board a plan for the long-term sustainability of public water systems in southern LA County and prescribes what shall be included in the plan. The bill also creates a technical advisory board and requires the commissioner to oversee the Central Basin Municipal Water District.

In its current form the bill creates numerous concerns. CALAFCO's letter of concern is posted in the tracking section of the bill, and includes: (1) Focus of the bill is very broad as is the focus of the commissioner; (2) In an attempt to prevent privatization of water systems there is language regarding severing water rights. That language could be problematic should a consolidation be ordered; (3) Diminishing local control that is being invested in the state (an ongoing concern since SB 88); (4) A clear distinction needs to be made between an Administrator and Commissioner; (5) The poorly written section on the technical advisory board; and (6) The lack of LAFCo involvement in any consolidation process.

As amended on 5-24-21, the bill changes the water rights provision now requiring approval by the water Board; uses the definitions of "at risk system" and "at risk domestic well" found in SB 403 (Gonzalez) as well as the 3,300 connect cap; requires the commissioner appointed by the board to be from the local area; requires the commissioner to do certain things prior to completing the regional plan; and requires the commissioner to apply to LA LAFCo for extension of service, consolidation or dissolution as appropriate. The bill also creates a pilot program for LA LAFCo giving them the authority to take action rather than the water board, providing it is within 120 days of receipt of a completed application. If the LAFCo fails to take action within that time, the matter goes to the water board for their action.

The pilot program also gives LA LAFCo the authority to approve, approve with conditions or deny the application; further giving LAFCo authority to consider consolidation or extension of service with a local publicly owned utility that provides retail water, a private water company or mutual; the bill also waives protest proceedings, gives the LAFCo authority to address governance structure and CEQA is waived, provides full LAFCo indemnification and funding.

There are still issues with the proposed technical advisory board section of the bill, and questions about timing of some of the processes. CALAFCO continues to work with the author and speakers' offices as well as other stakeholders on ongoing amendments.

The bill is author-sponsored and we understand there is currently no funding source. A fact sheet is posted in the tracking section of the bill. CALAFCO's letter of concern is also posted there.

AB 11 (Ward D) Climate change: regional climate change authorities.

Current Text: Amended: 1/21/2021 [html](#) [pdf](#)

Introduced: 12/7/2020

Last Amended: 1/21/2021

Status: 4/30/2021-Failed Deadline pursuant to Rule 61(a)(2). (Last location was NAT. RES. on 1/11/2021)(May be acted upon Jan 2022)

Summary:

Would require the Strategic Growth Council, by January 1, 2023, to establish up to 12 regional climate change authorities to coordinate climate adaptation and mitigation activities in their regions, and coordinate with other regional climate adaptation authorities, state agencies, and other relevant stakeholders.

Attachments: AB 11 Fact Sheet

Position: Watch

Subject: Other

CALAFCO Comments: As amended on 1/21/21, this bill authorizes/requires the Strategic Growth Council (SGC) to establish up to 12 regional climate change authorities by January 1, 2023, to include local agencies and regional stakeholders. The SGC is required to adopt guidelines that: (1) Define the authority; (2) Include guidelines for establishing an authority via a stakeholder-driven process; (3) Consult with OPR (and other state authorities) in development of the guidelines and award annual grants to authorities.

The bill outlines the regional climate change authorities in summary as: coordination, capacity-building, and technical assistance activities within their boundaries, promote regional alignment and assist local agencies in creating and implementing plans developed pursuant to Section 65302 of the Government Code, other federal or state mandates, and programs designed address climate change impacts and risks. The bill also requires the authority to submit annual reports to the SGC, with the scope of the report outlined in the bill.

This is an author-sponsored bill. There is no appropriation to fund the cost of the program. A fact sheet is posted in the tracking section of the bill. UPDATE 3/17/21: CALAFCO learned from the author's office they do not intend to move the bill forward, but instead work with Assm. Mullin on AB 897 and merge the two bills.

AB 897 (Mullin D) Office of Planning and Research: regional climate networks: regional climate adaptation and resilience action plans.

Current Text: Amended: 7/14/2021 [html](#) [pdf](#)

Introduced: 2/17/2021

Last Amended: 7/14/2021

Status: 8/27/2021-Failed Deadline pursuant to Rule 61(a)(12). (Last location was APPR. SUSPENSE FILE on 8/16/2021)(May be acted upon Jan 2022)

Summary:

Current law requires, by July 1, 2017, and every 3 years thereafter, the Natural Resources Agency to update, as prescribed, the state's climate adaptation strategy, known as the Safeguarding California Plan. Current law establishes the Office of Planning and Research in state government in the Governor's office. Current law establishes the Integrated Climate Adaptation and Resiliency Program to be administered by the office to coordinate regional and local efforts with state climate adaptation strategies to adapt to the impacts of climate change, as prescribed. This bill would authorize eligible entities, as defined, to establish and participate in a regional climate network, as defined. The bill would

require the office, through the program, to encourage the inclusion of eligible entities with land use planning and hazard mitigation planning authority into regional climate networks. The bill would authorize a regional climate network to engage in activities to address climate change, as specified.

Attachments:

CALAFCO Support July 2021

AB 897 Fact Sheet

Position: Support

Subject: Climate Change

CALAFCO Comments: As introduced, the bill builds on existing programs through OPR by promoting regional collaboration in climate adaptation planning and providing guidance for regions to identify and prioritize projects necessary to respond to the climate vulnerabilities of their region.

As amended, the bill requires OPR to develop guidelines (the scope of which are outlined in the bill) for Regional Climate Adaptation Action Plans (RCAAPs) by 1-1-23 through their normal public process. Further the bill requires OPR to make recommendations to the Legislature on potential sources of financial assistance for the creation & implementation of RCAAPs, and ways the state can support the creation and ongoing work of regional climate networks. The bill outlines the authority of a regional climate network, and defines eligible entities. Prior versions of the bill kept the definition as rather generic and with each amended version gets more specific. As a result, CALAFCO has requested the author add LAFCOs explicitly to the list of entities eligible to participate in these regional climate networks.

As amended on 4/7, AB 11 (Ward) was joined with this bill - specifically found in 71136 in the Public Resources Code as noted in the amended bill. Other amendments include requiring OPR to, before 7-1-22, establish geographic boundaries for regional climate networks and prescribes requirements in doing so. This is an author-sponsored bill. The bill necessitates additional resources from the state to carry out the additional work required of OPR (there is no current budget appropriation). A fact sheet is posted in the tracking section of the bill.

As amended 4/19/21: There is no longer a requirement for OPR to include in their guidelines how a regional climate network may develop their plan: it does require ("may" to "shall") a regional climate network to develop a regional climate adaptation plan and submit it to OPR for approval; adds requirements of what OPR shall publish on their website; and makes several other minor technical changes.

As amended 7/1/21, the bill now explicitly names LAFCo as an eligible entity. It also adjusts several timelines for OPR's requirements including establishing boundaries for the regional climate networks, develop guidelines and establish standards for the networks, and to make recommendations to the Legislature related to regional adaptation. Give the addition of LAFCo as an eligible entity, CALAFCO is now in support of the bill. Amendments of 7/14/21, as requested by the Senate Natural Resources & Water Committee, mostly do the following: (1) Include "resilience" to climate adaptation; (2) Prioritize the most vulnerable communities; (3) Add definitions for "under-resourced" and "vulnerable" communities; (4) Remove the requirement for OPR to establish geographic boundaries for the regional climate networks; (5) Include agencies with hazard mitigation authority and in doing so also include the Office of Emergency Services to work with OPR to establish guidelines and standards required for the climate adaptation and resilience plan; and (6) Add several regional and local planning documents to be used in the creation of guidelines. UPDATE: The bill was held in Appropriations as a 2-year bill.

AB 903 (Frazier D) Los Medanos Community Healthcare District.

Current Text: Amended: 4/19/2021 [html](#) [pdf](#)

Introduced: 2/17/2021

Last Amended: 4/19/2021

Status: 7/14/2021-Failed Deadline pursuant to Rule 61(a)(11). (Last location was GOV. & F. on 5/19/2021)(May be acted upon Jan 2022)

Summary:

Would require the dissolution of the Los Medanos Community Healthcare District, as specified. The bill would require the County of Contra Costa to be successor of all rights and responsibilities of the district, and require the county to develop and conduct the Los Medanos Area Health Plan Grant Program focused on comprehensive health-related services in the district's territory. The bill would require the county to complete a property tax transfer process to ensure the transfer of the district's health-related ad valorem property tax revenues to the county for the sole purpose of funding the Los Medanos Area Health Plan Grant Program. By requiring a higher level of service from the County of Contra Costa as specified, the bill would impose a state-mandated local program.

Position: Watch

CALAFCO Comments: This bill mandates the dissolution of the Los Medanos Community Healthcare District with the County as the successor agency, effective 2-1-22. The bill requires the County to perform certain acts prior to the dissolution. The LAFCo is not involved in the dissolution as the bill is written. Currently, the district is suing both the Contra Costa LAFCo and the County of Contra Costa after the LAFCo approved the dissolution of the district upon application by the County and the district failed to get enough signatures in the protest process to go to an election.

As amended on 4/19/21, the bill specifies monies received by the county as part of the property tax transfer shall be used specifically to fund the Los Medanos Area Health Plan Grant Program within the district's territory. It further adds a clause that any new or existing profits shall be used solely for the purpose of the grant program within the district's territory. UPDATE: The bill did not pass out of Senate Governance & Finance Committee and will not move forward this year. It may be acted on in 2022.

AB 975 (Rivas, Luz D) Political Reform Act of 1974: statement of economic interests and gifts.

Current Text: Amended: 5/18/2021 [html](#) [pdf](#)

Introduced: 2/18/2021

Last Amended: 5/18/2021

Status: 9/10/2021-Failed Deadline pursuant to Rule 61(a)(15). (Last location was INACTIVE FILE on 6/1/2021)(May be acted upon Jan 2022)

Summary:

The Political Reform Act of 1974 regulates conflicts of interests of public officials and requires that public officials file, with specified filing officers, periodic statements of economic interests disclosing certain information regarding income, investments, and other financial data. The Fair Political Practices Commission is the filing officer for statewide elected officers and candidates and other specified public officials. If the Commission is the filing officer, the public official generally files with their agency or another person or entity, who then makes a copy and files the original with the Commission. This bill would revise and recast these filing requirements to make various changes, including requiring public officials and candidates for whom the Commission is the filing officer to file their original statements of economic interests electronically with the Commission.

Position: Watch

Subject: FPPC

CALAFCO Comments: As introduced, this bill makes two notable changes to the current requirements of gift notification and reporting: (1) It increases the period for public officials to reimburse, in full or part, the value of attending an invitation-only event, for purposes of the gift rules, from 30 days from receipt to 30 days following the calendar quarter in which the gift was received; and (2) It reduces the gift notification period for lobbyist employers from 30 days after the end of the calendar quarter in which the gift was provided to 15 days after the calendar quarter. Further it requires the FPPC to have an online filing system and to redact contact information of filers before posting.

The amendments on 5/18/21 clarify who is to file a statement of economic interest to include candidates (prior text was office holders).

AB 1053 (Gabriel D) City selection committees: County of Los Angeles: quorum: teleconferencing.

Current Text: Amended: 4/20/2021 [html](#) [pdf](#)

Introduced: 2/18/2021

Last Amended: 4/20/2021

Status: 5/7/2021-Failed Deadline pursuant to Rule 61(a)(3). (Last location was L. GOV. on 3/18/2021)(May be acted upon Jan 2021)

Summary:

Current law creates a city selection committee in each county that consists of 2 or more incorporated cities for the purpose of appointing city representatives to boards, commissions, and agencies. Under current law, a quorum for a city selection committee requires a majority of the number of the incorporated cities within the county entitled to representation on the city selection committee. Current law requires a city selection committee meeting to be postponed or adjourned to a subsequent time and place whenever a quorum is not present at the meeting. This bill, for the city selection committee in the County of Los Angeles, would reduce the quorum requirement to 1/3 of all member cities within the county for a meeting that was postponed to a subsequent time and place because a quorum was not present, as long as the agenda is limited to items that appeared on the immediately preceding agenda where a quorum was not established.

Attachments:

CALAFCO Removal of Opposition Letter April 2021

CALAFCO Oppose Unless Amended April 2021

Position: Watch

Subject: Other

CALAFCO Comments: As amended on 3/18/21, the bill reduces the quorum requirement for a city selection committee to 1/3 of all member cities within the county for a meeting that was postponed to a subsequent time and place because a quorum was not present, as long as the agenda is limited to replicate the meeting for which a quorum was not established. The bill also authorizes a city selection committee to conduct their meetings by teleconference and electronic means.

The bill is sponsored by the Las Virgenes-Malibu Council of Governments. CALAFCO's letter of Oppose Unless Amended is posted in the bill detail area.

UPDATE AS OF 4/21/21 - As amended on 4/20/21, the scope of the bill is significantly narrowed to apply only to the County of Los Angeles' City Selection Committee. This amendment resolves CALAFCO's concerns and we have removed our opposition and will retain a Watch position. CALAFCO's letter of opposition removal is posted in the bill detail area. UPDATE: The bill failed to move out of committee so it is now a 2-year bill.

AB 1246 (Nguyen R) Community services districts.

Current Text: Introduced: 2/19/2021 [html](#) [pdf](#)

Introduced: 2/19/2021

Status: 5/7/2021-Failed Deadline pursuant to Rule 61(a)(3). (Last location was PRINT on 2/19/2021)(May be acted upon Jan 2021)

Summary:

Existing law, the Community Services District Law, authorizes the formation of community services districts for various specified purposes, including supplying water, treating sewage, disposing of solid waste, and providing fire protection. The law specifies its relation and effect on certain districts organized pursuant to former laws and to actions taken by them, among other things. This bill would make nonsubstantive changes to those provisions.

Position: Watch

CALAFCO Comments: This is a spot bill.

AB 1295 (Muratsuchi D) Residential development agreements: very high fire risk areas.

Current Text: Introduced: 2/19/2021 [html](#) [pdf](#)

Introduced: 2/19/2021

Status: 5/7/2021-Failed Deadline pursuant to Rule 61(a)(3). (Last location was L. GOV. on 3/4/2021)(May be acted upon Jan 2021)

Summary:

Current law requires the Director of Forestry and Fire Protection to identify areas in the state as very high fire hazard severity zones based on the severity of fire hazard that is expected to prevail in those areas, as specified, and requires each local agency to designate, by ordinance, the very high fire hazard severity zones in its jurisdiction. Current law additionally requires the director to classify lands within state responsibility areas into fire hazard severity zones. This bill, beginning on or after January 1, 2022, would prohibit the legislative body of a city or county from entering into a residential development agreement for property located in a very high fire risk area. The bill would define "very high fire risk area" for these purposes to mean a very high fire hazard severity zone designated by a local agency or a fire hazard severity zone classified by the director.

Attachments: AB 1295 Fact Sheet

Position: Watch

Subject: Growth Management, Planning

CALAFCO Comments: This bill prohibits a city or county from entering into a residential development agreement for property located within a very high fire risk area as of 1-1-2022.

This bill appears similar to SB 55 (Stern) except: (1) This bill explicitly calls out residential development, whereas SB 55 addresses new development (housing, commercial, retail or industrial) in a very high fire hazard severity zone; and (2) SB 55 adds a state responsibility area. The bill is not marked fiscal. This is an author-sponsored bill and a fact sheet is posted in the tracking section of the bill.

SB 12 (McGuire D) Local government: planning and zoning: wildfires.

Current Text: Amended: 7/1/2021 [html](#) [pdf](#)

Introduced: 12/7/2020

Last Amended: 7/1/2021

Status: 7/14/2021-Failed Deadline pursuant to Rule 61(a)(11). (Last location was H. & C.D. on 6/24/2021)(May be acted upon Jan 2022)

Summary:

Current law requires that the Office of Planning and Research, among other things, coordinate with appropriate entities, including state, regional, or local agencies, to establish a clearinghouse for climate adaptation information for use by state, regional, and local entities, as provided. This bill would require the safety element, upon the next revision of the housing element or the hazard mitigation plan, on or after July 1, 2024, whichever occurs first, to be reviewed and updated as necessary to include a comprehensive retrofit strategy to reduce the risk of property loss and damage during wildfires, as specified, and would require the planning agency to submit the adopted strategy to the Office of Planning and Research for inclusion into the above-described clearinghouse.

Position: Watch

Subject: Growth Management, Planning

SB 55 (Stern D) Very high fire hazard severity zone: state responsibility area: development prohibition: supplemental height and density bonuses.

Current Text: Amended: 4/5/2021 [html](#) [pdf](#)

Introduced: 12/7/2020

Last Amended: 4/5/2021

Status: 4/30/2021-Failed Deadline pursuant to Rule 61(a)(2). (Last location was GOV. & F. on 3/3/2021)(May be acted upon Jan 2022)

Summary:

Would, in furtherance of specified state housing production, sustainability communities strategies, greenhouse gas reduction, and wildfire mitigation goals, prohibit the creation or approval of a new development, as defined, in a very high fire hazard severity zone or a state responsibility area unless there is substantial evidence that the local agency has adopted a comprehensive, necessary, and appropriate wildfire prevention and community hardening strategy to mitigate significant risks of loss, injury, or death, as specified. By imposing new duties on local governments with respect to the approval of new developments in very high fire hazard severity zones and state responsibility areas, this bill would impose a state-mandated local program.

Attachments: SB 55 Fact Sheet

Position: Watch

Subject: Growth Management, Planning

CALAFCO Comments: This bill prohibits the creation or approval of a new development (housing, commercial, retail or industrial) in a very high fire hazard severity zone or a state responsibility area. The bill is author-sponsored and imposes unfunded mandates. A fact sheet is posted in the tracking section of the bill.

As amended on 4/5/21, the bill removes the "blanket approach" to prohibiting development as noted above by adding specificity. The bill prohibits development in either of the areas noted above unless there is substantial evidence that the local agency has adopted a comprehensive, necessary and appropriate wildfire preventions and community hardening strategy to mitigate significant risks of loss, injury or death as specified in the bill. Additionally, the bill provides a qualifying developer a supplemental height bonus and a supplemental density bonus, as specified, if the development is located on a site that meets certain criteria, including, among others, not being located in a moderate, high, or very high fire hazard severity zone, as specified. These requirements are unfunded mandates.

This bill appears similar to AB 1295 (Muratsuchi) except this bill appears to be broader in scope in terms of the type of development prohibited and includes a state responsibility area, whereas AB 1295 only addresses residential development in a very high fire risk area.

SB 96 (Dahle R) Fallen Leaf Lake Community Services District Fire Department Protection Act of 2021: elections.

Current Text: Introduced: 12/21/2020 [html](#) [pdf](#)

Introduced: 12/21/2020

Status: 4/30/2021-Failed Deadline pursuant to Rule 61(a)(2). (Last location was GOV. & F. on 1/28/2021)(May be acted upon Jan 2022)

Summary:

Would require the El Dorado County elections official, with the assistance of the Fallen Leaf Lake Community Services District, to conduct district elections pursuant to the Uniform District Election Law, except as otherwise provided in the bill. The bill, notwithstanding existing law, would provide that voters who are resident registered voters of the district, and voters who are not residents but either own a real property interest in the district or have been designated by the owner of a real property interest to cast the vote for that property, may vote in a district election in the Fallen Leaf Lake Community Services District, as specified. The bill would require the designations of voters and authority of legal representatives to be filed with the El Dorado County elections official and the secretary of the Fallen Leaf Lake Community Services District and maintained with the list of qualified voters of the district. This bill contains other related provisions and other existing laws.

Position: Watch

Subject: Special Districts Governance

CALAFCO Comments: This bill is the same as SB 1180 from 2020 which did not move through the legislature. It is a local El Dorado County/district bill. This bill does several things. (1) Provides that voters who are resident registered voters of the district, and voters who are not residents but either own a real property interest in the district or have been designated by the owner of a real property interest to cast the vote for that property, may vote in a district election in the Fallen Leaf Lake Community Services. (2) The bill also would authorize a voter who is not a resident of the district but owns a real property interest in the district to designate only one voter to vote on their behalf, regardless of the number of parcels in the district owned by the nonresident voter. (3) This bill would prohibit the Fallen Leaf Lake Community Services District from providing any services or facilities except fire protection and medical services, including emergency response and services, as well as parks and recreation services and facilities.

CALAFCO is working with the sponsors of the bill and the SGFC on a broader solution to this problem, which is not exclusive to this district.

SB 261 (Allen D) Regional transportation plans: sustainable communities strategies.

Current Text: Introduced: 1/27/2021 [html](#) [pdf](#)

Introduced: 1/27/2021

Status: 4/30/2021-Failed Deadline pursuant to Rule 61(a)(2). (Last location was TRANS. on 3/15/2021)(May be acted upon Jan 2022)

Summary:

current law requires certain transportation planning agencies to prepare and adopt a regional transportation plan directed at achieving a coordinated and balanced regional transportation system. Certain of these agencies are designated under federal law as metropolitan planning organizations. Existing law requires that each regional transportation plan include a sustainable communities strategy developed to achieve greenhouse gas emission reduction targets for the automobile and light truck sector for 2020 and 2035 established by the State Air Resources Board. This bill would require that the sustainable communities strategy be developed to additionally achieve greenhouse gas emission

reduction targets for the automobile and light truck sector for 2045 and 2050 and vehicle miles traveled reduction targets for 2035, 2045, and 2050 established by the board. The bill would make various conforming changes to integrate those additional targets into regional transportation plans.

Position: Watch

Subject: Sustainable Community Plans

SB 475 (Cortese D) Transportation planning: sustainable communities strategies.

Current Text: Amended: 3/10/2021 [html](#) [pdf](#)

Introduced: 2/17/2021

Last Amended: 3/10/2021

Status: 4/30/2021-Failed Deadline pursuant to Rule 61(a)(2). (Last location was TRANS. on 4/26/2021)(May be acted upon Jan 2022)

Summary:

Would require the State Air Resources Board, on or before June 30, 2023, and in coordination with the California Transportation Commission and the Department of Housing and Community Development, to issue new guidelines on sustainable communities strategies and require these guidelines to be updated thereafter at least every 4 years. The bill would delete the provisions related to the Regional Targets Advisory Committee and instead require the State Air Resources Board to appoint, on or before January 31, 2022, the State-Regional Collaborative for Climate, Equity, and Resilience, consisting of representatives of various entities. The bill would require the State-Regional Collaborative for Climate, Equity, and Resilience to develop a quantitative tool for metropolitan planning organizations to use to evaluate a transportation plan's consistency with long-range greenhouse gas emission reduction targets and recommend guidelines for metropolitan planning organizations to use when crafting long-range strategies that integrate state goals related to climate resilience and social equity.

Position: Watch

Subject: Sustainable Community Plans

SB 499 (Leyva D) General plan: land use element: uses adversely impacting health outcomes.

Current Text: Introduced: 2/17/2021 [html](#) [pdf](#)

Introduced: 2/17/2021

Status: 4/30/2021-Failed Deadline pursuant to Rule 61(a)(2). (Last location was GOV. & F. on 2/25/2021)(May be acted upon Jan 2022)

Summary:

Would prohibit the land use element from designating land uses that have the potential to significantly degrade local air, water, or soil quality or to adversely impact health outcomes in disadvantaged communities to be located, or to materially expand, within or adjacent to a disadvantaged community or a racially and ethnically concentrated area of poverty. By expanding the duties of cities and counties in the administration of their land use planning duties, the bill would impose a state-mandated local program.

Attachments: SB 499 Fact Sheet

Position: Watch

Subject: Disadvantaged Communities

CALAFCO Comments: As introduced, this bill would prohibit the land use element of a general plan from designating or expanding land uses that have the potential to significantly degrade local air, water, or soil quality or to adversely impact health outcomes within or adjacent to disadvantaged communities (DACs) or a racially and ethnically concentrated area of poverty.

The sponsor of this bill is the Leadership Counsel for Justice and Accountability. A fact sheet is posted in the tracking section of the bill.

News from the Board of Directors

CALAFCO QUARTERLY

December 2021

A message from the Executive Director

Greetings from your CALAFCO Board of Directors and Executive Director. As we wind down 2021, the holidays and year-end are a great time to reflect on where we've been and look to the future. We wish you and your families all the best in the coming year.

This Fourth Quarterly Report of 2021 will begin by highlighting the news in our CALAFCO family first, followed by Association updates. It's been a very busy 4th quarter so there's lots of news to report. Happy reading!

LAFcos in the News

Congratulations on these retirements

This year we've seen a lot of retirements, and this quarter is no different. We want to congratulate two long-time LAFco leaders on their retirements. Their contributions to CALAFCO and to LAFcos statewide are far too numerous to list here. Needless to say, they both leave huge shoes to fill and will be greatly missed. We wish them both all the best in their retirement!

After a 35-year LAFco career, **Roseanne Chamberlain**,



Amador LAFco Executive Officer (EO), is retiring. Roseanne began her LAFco career as a public member Commissioner for Sacramento LAFco. She served on the CALAFCO Board for 6 years with 2 of those years as Chair of the Board. Her distinguished career also includes work as

EO and Interim EO for several LAFcos. In 2013, Roseanne was the recipient of CALAFCO's Distinguished Service Award.

Also calling it time to retire this month is San Mateo LAFco Executive Officer (EO) **Martha Poyatos**. Her LAFco career began 28 years ago in San Mateo and she's done it all there from commission clerk to analyst and EO. In 2008, Martha received CALAFCO's Outstanding LAFco Professional Award. Martha also served two terms as CALAFCO Deputy Executive Officer for the coastal region from 2018-2021.



Los Angeles LAFco Commissioner Retires

Long-time **LA LAFco** commissioner **Richard Close**, the San Fernando Valley public member, retired after 25 years of service. Commissioner Close was re-appointed to consecutive four-year terms for more than two decades. He served with distinction, even surviving a challenge to his position on the Commission, given that he was a long-standing proponent of the proposed secession of the San Fernando Valley from the City of Los Angeles. Fellow commissioners lauded Commissioner Close's intellect, integrity, and independence in representing the San Fernando Valley.

Amador LAFco Announces New Executive Officer

Amador LAFco announced the hiring of **Kris Berry** as the new Executive Officer (EO). Kris retired earlier this year as the EO of Placer LAFco.

San Mateo LAFco Announces Interim Executive Officer

Rob Bartoli will transition to the Interim EO position for San Mateo LAFco effective January 1, with the departure of Martha.

Napa LAFco Announces New Quarterly Newsletter

Napa LAFco began a Quarterly Newsletter earlier this year. The newsletter features local LAFco news of note and what's on the horizon. You can find it on their website.

San Diego LAFco Welcomes New Analyst

Carolanne Ieromnimon recently joined the San Diego LAFco team. She started with San Diego LAFco earlier this year as an intern and is now a full-time Analyst.



CALAFCO Educational Events

MARK YOUR CALENDARS FOR THESE UPCOMING CALAFCO EDUCATIONAL EVENTS!

CALAFCO 2022 STAFF WORKSHOP

Join us **March 23- 25** at the **Hyatt Regency Newport Beach John Wayne Airport** when we FINALLY get LAFco staff together for the Workshop. It's been so long since we've gathered in person and the time is finally here! All Workshop details including info about the program, registration and hotel reservations will be posted on the CALAFCO website the first week of January.



Deadline to register for the Workshop is March 9 and hotel reservation cutoff date is February 22.

CALAFCO UNIVERSITY

We are pleased to continue offering webinars at no cost to our members. We have two **CALAFCO U webinars** scheduled for the first quarter 2022, so **mark your calendars!**



First up on **January 10** is ***The Property Tax Elements of Jurisdictional Changes and Fiscal Reviews***. Our property tax expert will share resource reports such as trends of value change, revenue calculations, and budget forecast tools that are useful resources for LAFCOs when conducting MSRs. Other panelists will share case studies and perspectives on budget forecasting. Registration for this session closes January 5.

Scheduled for **February 23** is a session on ***Best Practices for Hiring in the New World (Post-Pandemic)***. We will feature a labor/employment law attorney, recruiting firm executive, and an Executive Officer, all of whom will share the myriad of things we need to know as we navigate the new (and wild) labor market seeking the best candidates in this post-pandemic world.

Details for all CALAFCO University courses are on the CALAFCO website.

2021 CALAFCO Achievement Award Recipients

CALAFCO Congratulates the 2021 Annual Achievement Award Recipients

We wish to congratulate all of this year's nominees, and especially those who received a 2021 Achievement Award.

- ❖ **Outstanding Commissioner** – **Olin Woods** (Yolo LAFCo)
- ❖ **Outstanding LAFCo Professional** – **Crystal Craig** (Riverside LAFCo)
- ❖ **Outstanding CALAFCO Associate Member** – **Planwest Partners**
- ❖ **Mike Gotch Excellence in Public Service** (protection of ag/open space land & urban sprawl prevention) – **Napa LAFCo, City and County of Napa and Senator Bill Dodd**
- ❖ **Mike Gotch Excellence in Public Service** (innovation, collaboration, outreach) – **Yolo LAFCo**
- ❖ **Lifetime Achievement** – **Jerry Gladbach** (LA LAFCo)



CALAFCO Board of Directors

CALAFCO Board and Regional Officer Changes

Results of the October CALAFCO Board of Directors elections netted several new Board members for 2022. Earlier this month, Board member **David West** (Imperial LAFCo) who held the southern region public member seat, resigned from the Board. With a term set to expire October 2022, at their January 21 meeting the Board will appoint a replacement to fill that unexpired term.

Current Board members include:

Northern: **Bill Connelly** (Butte), **Blake Inscore** (Del Norte), **Debra Lake** (Humboldt) and **Josh Susman** (Nevada).
Southern: **Mike Kelley** (Imperial), **Jo MacKenzie** (San Diego) and **Acquanetta Warren** (San Bernardino).
Coastal: **Chris Lopez** (Monterey), **Mike McGill** (Contra Costa), **Margie Mohler** (Napa) and **Shane Stark** (Santa Barbara).
Central: **Gay Jones** (Sacramento), **Daron McDaniel** (Merced), **Anita Paque** (Calaveras) and **Daniel Parra** (Fresno).

In October the Board said goodbye to **David Couch** (Humboldt) and **Tom Murray** (San Luis Obispo). We thank them for their service and many contributions to CALAFCO.

Additionally, at their November meeting the Board approved the new Coastal and Central region DEO appointments. We welcome **Dawn Mittleman Longoria** (Napa) and **José Henríquez** (Sacramento) to the team. We thank outgoing DEOs **Christine Crawford** (Yolo) and **Martha Poyatos** (San Mateo) for their service.

CALAFCO Board 2022 Officers and Committees

At the October 8 meeting, the CALAFCO Board elected their officers for 2022 as follows:

Chair – **Anita Paque** (Calaveras - central)
 Vice Chair – **Bill Connelly** (Butte - northern)
 Treasurer – **Margie Mohler** (Napa - coastal)
 Secretary – **Acquanetta Warren** (San Bernardino - southern)

They also appointed members to the 2022 standing committees as follows:

Legislative Committee

Bill Connelly (North)
 Anita Paque (Central)
 Jo MacKenzie (South)
 Mike McGill (Coastal)
 Gay Jones (At-Large)
 Margie Mohler (a) (At-Large)
 Michael Kelley (a) (South)
 Chris Lopez (a) (Coastal)
 Daron McDaniel (a) (Central)
 Josh Susman (a) (North)

Elections Committee

Bill Connelly
 Jo MacKenzie (Chair)
 Margie Mohler
 Daniel Parra

Awards Committee

Blake Inscore (Chair)
 Debra Lake
 Daniel Parra
 Shane Stark
 Acquanetta Warren



2022 Annual Conference

Gay Jones
Daron McDaniel
Mike McGill
Josh Susman

CALAFCO BOARD ACTIONS

The Board met virtually on October 8 and appointed the staff members of the 2022 Legislative and Advisory Committees. In addition to the actions noted on page 2 of this Report, they also adopted their 2022 annual meeting calendar and approved the FY 2020-21 annual tax filings.



They met virtually on November 12 with a full agenda. Under the leadership of **Chair Anita Paque**, the Board took a number of actions.

- ✓ **The FY 2021-22 quarterly financial reports were received.** Revenues for the first quarter were mostly on track and expenses were far below the 24% point.
- ✓ **Received the annual Administrative and Operational Report.** This is an annual item as part of corporation best practice.
- ✓ **Approved amendments/updates to the CALAFCO Legislative Policies, Priorities and Issues of Interest.** All recommended changes by the Legislative Committee were approved and adopted.
- ✓ **Considered and reaffirmed legislative priorities for 2022.** The Board considered an additional proposal received from San Diego LAFCo to sponsor a bill making changes to Gov. Code Sec. 56430, requiring all LAFCos to consider Municipal Service Reviews (MSRs) in a 21-day noticed public hearing and all affected service providers to place the MSR on their meeting agenda for discussion. Given the Board previously approved the sponsorship of three (3) bills for 2022, this proposal was tabled for reconsideration again next year.

The Board's direction to staff in terms of 2022 legislative priorities include sponsoring the annual Omnibus bill, co-sponsoring changes to §56133 with San Diego LAFCo (an item tabled in 2021), and to proceed with wrapping up the work of the protest provision rewrite working group.

- ✓ **Closed session held to approve 2-month contract for Pamela Miller as Executive Director.** In closed session the Board approved a contract for Pamela Miller for Jan-Feb 2022 as a contract Executive Director (transitioning from employee), with limited hours of approx. 20 per week. There was also discussion about priorities during this critical transition period.

All Board meeting documents are on the CALAFCO website.⁸³

CALAFCO Administrative Update

The **2021 CKH Guides** are now available. You can download an electronic copy from the CALAFCO website. Pre-orders for printed hard copies are now being accepted. You will find all the details on the CALAFCO website at www.calafco.org.



We will be updating the **CALAFCO Member Directory** in the next two months, so watch for an email from us requesting your changes.

CALAFCO Legislative Update



January 3, 2022 marks the start of the second year in the 2-year legislative cycle. Once again the year is expected to be wild and unpredictable. The State has a large budget surplus which is creating all kinds of early budget negotiating, as is the influx of Federal money.

Legislators will hit the ground running trying to move the large number of left-over 2-year bills through committee in January to meet deadlines. That action, along with introduction of new bills for the year, sets the table for a very busy January.

All bills being tracked by CALAFCO can be found on the CALAFCO website inside the Legislation section of the site (log in with your member id first to access this section). CALAFCO's position on all bills is reflected there, and any letters issued by CALAFCO are posted. The CALAFCO Legislative Committee meets regularly and all meeting materials are located in the Legislation section of the CALAFCO website.

Watch for the two Local Government Committee and OPR year-end legislative reports coming soon!





CALAFCO Associate Members' Corner



This section is dedicated to highlighting our Associate Members. The information below is provided to CALAFCO by the Associate member upon joining the Association. All Associate member information can be found in the CALAFCO Member Directory.

We are pleased to acknowledge our **Gold Associate Members** in this edition and thank all our Associate Members for their support and partnership.

**GOLD
Associate
Members**

Best Best & Krieger



BEST BEST & KRIEGER
ATTORNEYS AT LAW

In meeting the needs of public and private sector clients, **BB&K** offers unique experiences in handling complex, multi-disciplinary issues and providing solutions of common interest to leaders of both business and government, including LAFCo law. **BB&K** has been CALAFCO's legal counsel since 1982. Visit www.bbklaw.com to learn more about the expert legal services provided by BBK.

Colantuono, Highsmith & Whatley, PC

Colantuono, Highsmith & Whatley, PC's attorneys are among just a few in California with deep expertise in the Cortese-Knox-Hertzberg Act. The firm currently serves as general counsel to Calaveras, San Diego and Yuba LAFCos and as alternate counsel to several other LAFCos on matters as to which their general counsels have conflicts of interest. The Firm's attorneys also serve as special counsel to LAFCos throughout the state and have deep litigation expertise representing LAFCos in court. **Colantuono, Highsmith & Whatley, PC** has been a Gold Associate member since July 2008. Learn more about them at www.chwlaw.us.

COLANTUONO
HIGHSMITH
WHATLEY, PC

CV Strategies

CV Strategies is a dedicated team helping companies with strategic planning, communications and training. **CV Strategies** joined the CALAFCO team as a Gold Associate Member in the fall of 2016. To learn more about their team and the services they offer, visit them at www.cvstrategies.com or contact Erin Kaiman at erin@cvstrat.com.



CALAFCO wishes to thank all of our Associate Members for your ongoing support and partnership. We look forward to continuing to highlight you in future Quarterly Reports.

Did You Know??



CALAFCO Webinars & Courses Archived

Did you know that all **CALAFCO Webinar recordings** are archived on the **CALAFCO website** and available at no cost for on-demand viewing? Visit the CALAFCO website in the CALAFCO Webinars section (log in as a member first). **There are now 49 CALAFCO U courses archived and 15 webinars are archived and available for on-demand viewing!**

Meeting Documents Online

Did you know that all **CALAFCO Board of Directors and Legislative Committee meeting documents** are online? Visit the Boards & Committees pages in the Members Section of the site. Board documents cover 2008 to present and Legislative Committee documents span 2007 to present.

Mark Your Calendars For These Upcoming CALAFCO Events

- ❖ CALAFCO U webinar on Rev & Tax Sharing – 1/10
- ❖ CALAFCO Board meeting – 1/21 (Sacto)
- ❖ CALAFCO Leg meeting – 1/28 (virtual)
- ❖ CALAFCO U webinar on Best Hiring Practices – 2/23
- ❖ CALAFCO Leg meeting – 3/11 (virtual)
- ❖ CALAFCO Staff Workshop – 3/23 – 3/25 (Newport Beach)



The **CALAFCO 2022 Calendar of Events** can be found on the CALAFCO website.



State Water Resources Control Board

Division of Drinking Water

January 10, 2022

Daymon Qualls
City of Exeter
PO Box 237
Exeter, CA 93221

Dear Mr. Qualls,

Effective January 1, 2022, Senate Bill 403 amended Section 116682 of the California Health and Safety Code, allowing the State Board to order consolidation with a receiving water system as provided in Section 116681-116684. Senate Bill 403 expands the State Board's mandatory consolidation authority to include water systems and domestic wells that are at-risk to consolidate with, or receive an extension of service from, another public water system. The consolidation may be physical or operational. The extension of service is an interim solution in preparation for consolidation. The consolidation shall occur within six months of the initiation of the extension of service. The State Board may set timelines and performance measures to facilitate completion of consolidation.

Section 116681 of the Health and Safety Code defines an "at-risk water system" as a water system that meets all the following conditions:

- 1) The water system is either a public water system with 3,300 or fewer connections or a state small water system.
- 2) The system serves a disadvantaged community.
- 3) The system is at risk of consistently failing to provide an adequate supply of safe drinking water, as determined by the State Board pursuant to the methodology established in the 2021 Drinking Water Needs Assessment referenced in subdivision (b) of Section 116769, or a substantially similar method adopted by the state board in an update to the Drinking Water Needs Assessment.

Section 116681 of the Health and Safety Code defines "at-risk domestic wells" as domestic wells that serve a disadvantaged community and are at risk of consistently failing to provide an adequate supply of safe drinking water as determine by the state board pursuant to the methodology established in the 2021 Drinking Water Needs Assessment.

E. JOAQUIN ESQUIVEL, CHAIR | EILEEN SOBECK, EXECUTIVE DIRECTOR

265 West Bullard Avenue, Suite 101, Fresno, CA 93704 | www.waterboards.ca.gov

The California Drinking Water Needs Assessment can be found here:

https://www.waterboards.ca.gov/drinking_water/certlic/drinkingwater/needs.html

Please contact Caitlin Juarez (Caitlin.Juarez@waterboards.ca.gov) with any questions you may have.

Sincerely,

Karen Nishimoto, P.E.

Safe and Affordable Funding for Equity and Resilience, Southern Engagement Unit
State Water Resources Control Board – Division of Drinking Water

cc:

Mary Lopez
Tooleville Mutual Non-Profit
145 South D Street
Exeter, CA 93221

Reuben Salazar
Tooleville Mutual Non-Profit
2313 E. Morgan
Exeter, CA 93221

Adam Ennis, City Administrator
City of Exeter
100 North C Street PO Box 237
Exeter, CA 93221

City Council Members
c/o Mary Philpot, Mayor
City of Exeter
137 N. F Street PO Box 237
Exeter, CA 93221

Larry Micari, Tulare County Supervisor
Tulare County Board of Supervisors
2800 W. Burrel Avenue
Visalia, CA 93291

Ben Giuliani
Tulare County LAFCO
210 N. Church Street, Suite B
Visalia CA 93291

Bryan Potter, P.E.
Tulare District Engineer
Bryan.Potter@waterboards.ca.gov

Tricia Wathen, P.E.
Supervising WRCE, Central CA Section
Tricia.Wathen@waterboards.ca.gov

This page intentionally left blank.

State Water Resources Control Board

Division of Drinking Water

January 10, 2022

Reuben Salazar
Tooleville Mutual Non-Profit Water Association
2313 E. Morgan
Exeter, CA 93221

Dear Mr. Salazar

Effective January 1, 2022, Senate Bill 403 amended Section 116682 of the California Health and Safety Code, allowing the State Board to order consolidation with a receiving water system as provided in Section 116681-116684. Senate Bill 403 expands the State Board's mandatory consolidation authority to include water systems and domestic wells that are at-risk to consolidate with, or receive an extension of service from, another public water system. The consolidation may be physical or operational. The extension of service is an interim solution in preparation for consolidation. The consolidation shall occur within six months of the initiation of the extension of service. The State Board may set timelines and performance measures to facilitate completion of consolidation.

Section 116681 of the Health and Safety Code defines an "at-risk water system" as a water system that meets all the following conditions:

- 1) The water system is either a public water system with 3,300 or fewer connections or a state small water system.
- 2) The system serves a disadvantaged community.
- 3) The system is at risk of consistently failing to provide an adequate supply of safe drinking water, as determined by the State Board pursuant to the methodology established in the 2021 Drinking Water Needs Assessment referenced in subdivision (b) of Section 116769, or a substantially similar method adopted by the state board in an update to the Drinking Water Needs Assessment.

Section 116681 of the Health and Safety Code defines "at-risk domestic wells" as domestic wells that serve a disadvantaged community and are at risk of consistently failing to provide an adequate supply of safe drinking water as determine by the state board pursuant to the methodology established in the 2021 Drinking Water Needs Assessment.

E. JOAQUIN ESQUIVEL, CHAIR | EILEEN SOBECK, EXECUTIVE DIRECTOR

265 West Bullard Avenue, Suite 101, Fresno, CA 93704 | www.waterboards.ca.gov

The California Drinking Water Needs Assessment can be found here:

https://www.waterboards.ca.gov/drinking_water/certlic/drinkingwater/needs.html

Please contact Caitlin Juarez (Caitlin.Juarez@waterboards.ca.gov) with any questions you may have.

Sincerely,

Karen Nishimoto, P.E.

Safe and Affordable Funding for Equity and Resilience, Southern Engagement Unit
State Water Resources Control Board – Division of Drinking Water

cc:

Mary Lopez
Tooleville Mutual Non-Profit
145 South D Street
Exeter, CA 93221

Daymon Qualls, Public Works Director
City of Exeter
PO Box 237
Exeter, CA 93221

Adam Ennis, City Administrator
City of Exeter
100 North C Street PO Box 237
Exeter, CA 93221

City Council Members
c/o Mary Philpot, Mayor
City of Exeter
137 N. F Street PO Box 237
Exeter, CA 93221

Larry Micari, Tulare County Supervisor
Tulare County Board of Supervisors
2800 W. Burrell Avenue
Visalia, CA 93291

Ben Giuliani
Tulare County LAFCO
210 N. Church Street, Suite B
Visalia CA 93291

Bryan Potter, P.E.
Tulare District Engineer
Bryan.Potter@waterboards.ca.gov

Tricia Wathen, P.E.
Supervising WRCE, Central CA Section
Tricia.Wathen@waterboards.ca.gov